

A woman with dark hair, wearing a vibrant, multi-colored traditional shawl with intricate patterns and tassels, carries a young child on her back. The child is wearing a dark jacket and a camouflage-patterned hat. The woman has a serious expression. The background is plain white.

# WeWorld Index 2021

## Women and Children in a Changing World

FOCUS ON  
CLIMATE CHANGE

# WeWorld Index 2021

## Women and Children in a Changing World

### Edited by

Elena Caneva, Martina Albini, Stefano Piziali, Francesco Michele, Valentina Esposito, Eleonora Mattacchione  
WeWorld

### WeWorld coordination

Andrea Comollo (Head of Communication Department)  
Elena Caneva (Italy Advocacy Policy and Study Centre Coordinator)  
Eleonora Mattacchione (Study Center Intern)  
Flavio Tieri (Communication Officer)  
Francesco Michele (International Advocacy and Innovation Area Coordinator)  
Greta Nicolini (Head of Press Office)  
Ludovica Iaccino (Digital Content Specialist)  
Margherita Romanelli (International Advocacy Policy and Evaluation Coordinator)  
Martina Albini (Junior Advocacy Officer)  
Stefania Piccinelli (Head of International Programs Department)  
Stefano Piziali (Head of Advocacy Policy Partnership and European & Italian Programs Departments)  
Tiziano Codazzi (Communication Specialist)  
Valentina Esposito (Study Center Intern)

### Graphics and Layout

Marco Binelli

Photos by: Sergio López, Sender Mérida, Roun Ry, Photoaid

Translation from Italian by Giuseppe Goisis

The publication is available and downloadable from  
<https://www.weworld.it/en/what-we-do/publications>

### Realized by

WeWorld-GVC Onlus, via Serio 6 - 20139 Milano, Italia

<https://www.weworld.it/en>

**Offices** Milano, via Serio 6  
Bologna, via F. Baracca 3

Free distribution. The texts in this publication may only be reproduced by acknowledging the source.

The publication was completed in October 2021.

Printed in November 2021.

### Acknowledgements:

Agnes John, Chiara Cardoletti, Doca Miche Quinoque, Etienne Mugula, Fatuma Chitanda, Lauro Rossi, Manasi Sharma, Marceline Naudi, Maria Marcos, Martina Comparelli, Nafya, Paolo César Carbonari, Rocío Silva-Santisteban, Rosemary Akai, Shadia Muhidini, Sunita Kaur, Theresia Masolela, Yusuf Medo.

The Staff and Partners of WeWorld-GVC, in particular the International Advocacy and Innovation Area, the Staff in Peru, Mozambique, Kenya and Brazil.



# Table of Contents

Preface .....	2
WeWorld Index 2021 in Brief .....	3
ChildFund Alliance and WeWorld .....	4
<b>Chapter 1</b>	
<b>Making the Connection</b> .....	<b>5</b>
<i>A shared vision for promoting Women's and Children's Rights</i>	
1.1 From Words to Deeds: implementing Women's and Children's Rights together .....	6
1.2 The Four Building Blocks for Asserting and Exercising Women's and Children's Rights together .....	7
1.3 How the WeWorld Index is drawn up and the 2021 novelties .....	9
<b>Chapter 2</b>	
<b>The map and the results of the WeWorld Index 2021</b> .....	<b>10</b>
2.1 WeWorld Index 2021: the map .....	12
2.2 The condition of women and children in times of Covid-19 .....	14
<b>Chapter 3</b>	
<b>The dimensions</b> .....	<b>16</b>
Dimension 1 / Environment .....	18
Dimension 2 / Housing .....	20
Dimension 3 / Conflicts and Wars .....	22
Dimension 4 / Power and Democracy .....	24
Dimension 5 / Security and Protection .....	26
Dimension 6 / Access to information .....	28
Dimension 7 / Gender .....	30
Dimension 8 / Children's Health .....	32
Dimension 9 / Children's Education .....	34
Dimension 10 / Children's Human Capital .....	36
Dimension 11 / Children's Economic Capital .....	38
Dimension 12 / Violence against Children .....	40
Dimension 13 / Women's Health .....	42
Dimension 14 / Women's Education .....	44
Dimension 15 / Women's Economic Opportunities .....	46
Dimension 16 / Women's Political Participation .....	48
Dimension 17 / Violence against Women .....	50
<b>FOCUS</b>	
<b>The impact of Climate Change on Women's and Children's Rights</b> .....	<b>52</b>
What is climate change and what are its effects .....	54
The impact of climate change on women and children .....	58
WeWorld's Action .....	64
Conclusions .....	72
<b>APPENDIX</b> .....	<b>74</b>
WeWorld Index: methodology and technical notes .....	75
Acronyms .....	76
Geographical areas .....	77
The voices of the WeWorld Index 2021 .....	77
WeWorld Index 2021 Indicators .....	78
WeWorld Index 2021 Components .....	80
Bibliography .....	84



# Preface

The WeWorld Index 2021 – the 7th of the series – sets the aim, in continuity with the previous editions, to measure the inclusion of children, adolescents and women, building upon an innovative and multidimensional concept of inclusion, which does not only take into account the economic sphere, but also the educational, health-related, social, and environmental ones.

Nevertheless, data was collected in a very different context compared to the previous editions. **Indeed, the Covid-19 pandemic has provoked an unprecedented health and socio-economic crisis on a global scale, hitting women and children in particular, and moving us away from the achievement of the Sustainable Development Goals of the 2030 Agenda.** Besides, economic and social inequalities have increased, as well as gender-based violence, the difficulties in accessing to basic services and facilities for sexual, reproductive, and maternal health.

The pandemic has further deteriorated the access to education for women and girls. **Among the main causes inhibiting the exercise of women's and girls' rights to participate in, complete, and benefit from education there are poverty, geographical isolation, disability, early marriages and pregnancies, gender-based violence, persistent discriminations.** The right to education is even more at risk in emergency contexts, including armed conflicts, where school represents a fundamental pillar for women's and girls' security, and for their mental and physical stability, as well as an enabling factor to build their future.

**The Italian Cooperation, which has always been determined to contribute to this goal, intends to continue its assistance to those initiatives aimed at ensuring the provision of inclusive and quality education, at all levels, starting from early schooling to primary, up to undergraduate and postgraduate education.**

The issue of gender equality and female empowerment represents one of the traditional priorities of the Italian Cooperation. Italy's effort in this sector is reflected in the strong support to the protection, autonomy and full human, social, economic and cultural development of every woman, through specific initiatives ranging from women's health

to the contrast of female genital mutilations (FGMs) and early marriages, to projects for female entrepreneurship.

In December 2020, **Italian Cooperation adopted new Guidelines on Gender Equality and the Empowerment of Women and Girls (2020-2024), which aim at strengthening our commitment to overcome and eliminate all gender-related discriminations through development projects, and define priority areas of intervention.**

Furthermore, the issue of women's empowerment has been placed at the center of the G20 Italian Presidency in all instances. The G20 Conference on Women's Empowerment constituted a first milestone, in the G20 framework, in recognizing gender equality as a shared priority within the international community.

In this context, tools such as the WeWorld Index are extremely valuable to raise awareness among the international public opinion of issues that are absolutely essential to each and every one of us.

**Marina Sereni,**  
*Italian Vice-Minister  
of Foreign Affairs  
and International  
Cooperation*



# WeWorld Index 2021 in Brief

In 2015, on the occasion of the adoption of the 2030 Agenda by 193 countries around the world, WeWorld started the WeWorld Index series. **In these 7 years we have periodically monitored the living conditions of women and children in about 170 countries around the world, considering their inclusion from multiple points of view: social, economic, political, environmental, etc.**

The picture that emerges is critical. The inclusion of women and the under-18 population has not improved at all in these 7 years, but, on the contrary, with the SARS-COV-2 pandemic their conditions have further worsened. In 2020 and 2021 we have seen a worsening of the WeWorld Index around the world, both in the countries at the top of the ranking and in those at the bottom.

Our analysis is confirmed in the United Nations 2021 Sustainable Development Goals Report. The report highlights that Covid-19 has slowed progress towards achieving the 17 Sustainable Development Goals, even though before the pandemic we were not on the right path indicated by the 2030 Agenda.

In 2020 Covid-19 led to an additional 119–124 million people pushed back into extreme poverty; 70–161 million people are likely to have experienced hunger; 255 million full time jobs are lost (4 times the number of jobs lost during the 2007–2009 crisis).

Inequalities between countries and between social categories have increased. Looking at the results of the WeWorld Index 2021, the countries that in these 7 years have continued to occupy the lower part of the ranking, namely those of Sub-Saharan Africa plus Yemen and Afghanistan, confirm their poor performance.

But even the countries that have consistently recorded good levels of inclusion for women and children (mostly those in Northern Europe) have marked a setback with the pandemic. Covid-19 has also exacerbated inequalities within countries, particularly affecting women and children, categories that already lived at a disadvantage compared to men.

The WeWorld Index therefore highlights that to achieve the ultimate goal of the 2030 Agenda NO ONE LEFT BEHIND, it is now more necessary than ever to adopt a gender and generational approach in public policies and interventions. The recovery plans enacted by different countries in the wake of Covid-19 will not be effective unless they adopt this vision. **But to do this it is essential to give voice to the demands of women and the under-18 population, to accept a reading of social phenomena different from that of men, to counter the prejudices and stereotypes that discriminate against women and a vision that pays little or no attention to the right of children and adolescents to be heard (as indicated by the Convention on the Rights of the Child, 1989). In a word, it is necessary to involve them in decision-making processes and encourage their participation.**

From this point of view, guaranteeing the rights of women and children is an essential but not sufficient condition. In the last two editions, the WeWorld Index has specifically insisted on this aspect: in order for women and the under-18 population to effectively exercise their rights, it is necessary to promote their capabilities. In other words, in order to truly exercise their rights, women and children must be in the condition to implement and substantiate them. And since the acquisition of capabilities does not depend exclusively on individuals, but it is affected by the specific environmental and cultural context where they live, it is also necessary to act on the context, promoting the transformation of social, cultural and legal norms.

In some contexts, managing to trigger this transformation is particularly difficult. For instance, there are countries that have been affected by wars and armed conflicts for decades, where women and children are the most impacted by violence, disease and malnutrition, deprived of essential goods and harmed in their fundamental human rights. The situation in Afghanistan, the result of long-term political instability, is the most serious and recent example. But there are many other forgotten humanitarian crises (e.g., in Somalia, Yemen, Syria, Lebanon, Central African Republic, Mali, Burkina Faso, Nigeria, Libya, Haiti, etc.) that have persisted

for some time and that each year involve millions of women and children. In 2019 1.6 billion children (69%) were living in a conflict-affected country and approximately 426 million children (over one in six) were living in a conflict zone (PRIO, 2020). Between January and August 2021 alone, 80% of some 550,000 internally displaced Afghans are women and children (UNHCR, 2021a).

This year's Focus is on climate change and its impact on children and women. The United Nations Conference on Climate Change will be held in Glasgow in November 2021. The Focus "The impact of Climate Change on Women's and Children's Rights" is also an opportunity to talk about WeWorld's activities and projects aimed at supporting women and children affected by the consequences of climate change taking place in Kenya, Mozambique, Brazil and Peru. These are 4 of the 25 countries in which we work to guarantee the rights of women and children by trying to promote community resilience, even in particularly difficult contexts. Finally, the Focus, as well as the inter-European "Climate of Change" campaign promoted by WeWorld, aims to be **a call to action for a just and equitable ecological transition, for a healthy and sustainable future for current and future generations. Time is running out. The time is now.**

Marco Chiesara,  
President of  
WeWorld Onlus



Dina Taddia,  
Managing Director  
of WeWorld Onlus



# ChildFund Alliance and WeWorld

Climate Change is one of the most urgent global challenges of the twenty first century. The evidence is irrefutable: greenhouse gas emissions are choking our planet and placing billions of people in danger says the UN Secretary General António Guterres. **Climate and environmental hazards are having devastating impacts on the well-being and future of children.** Last year, 2020 was the hottest year on record. Atmospheric carbon dioxide levels are the highest they have been in at least 3.5 million years.<sup>1</sup> A recently issued report from Unicef concludes that nearly half of the world's children – roughly **1 billion** – live in one of 33 countries classified as “extremely high risk” due to climate change impacts.<sup>2</sup>

Independent research commissioned by World Vision stipulates that as climate change increases, so will violence against children.<sup>3</sup> Women are also vulnerable to the impacts of climate change, mainly because they represent the majority of the world's poor and are proportionally more dependent on threatened local natural resources for their livelihood.<sup>4</sup>

The Intergovernmental Panel on Climate Change (IPCC), the United Nations body for assessing the science related to climate change, advises that there is still time to limit climate change. According to their Sixth Assessment Report, strong and sustained reductions in emissions of carbon dioxide (CO2) and other greenhouse gases could quickly make air quality better, and in 20 to 30 years, global tempera-

tures could stabilize.<sup>5</sup> As preparations for COP 26 - the global forum aimed at stabilizing greenhouse gases in the atmosphere –are underway this November, advocates are gearing up to ensure that the voices of women and children are heard.

The WeWorld Index 2021 on Women, Children and Climate Change, takes a hard look at the global data on climate change and explains **how women and children, in spite of their vulnerability, are not only victims but also active and effective agents of change.**

To meet the challenges of climate change, **WeWorld, a member of ChildFund Alliance since 2020**, focuses its global programs on both adaptation and mitigation. Due to their experience on the ground, WeWorld are in a unique position to advocate that governments:

- **act quickly to minimize the harmful effects of climate change;**
- **provide resources for local communities to prepare for natural disasters before they strike and**
- **elevate the voices of women and children who can persuade governments to reduce the release of CO2 while we still have time.**

**Meg Gardinier,**  
*Secretary General,*  
*ChildFund Alliance,*  
*New York*



1 Unicef (2021), *The impacts of climate change put almost every child at risk.* <https://www.unicef.org/stories/impacts-climate-change-put-almost-every-child-risk>

2 Unicef (2021), *The Climate Crisis is a Child Rights Crisis: Introducing the Children's Climate Risk Index.* <https://www.unicef.org/reports/climate-crisis-child-rights-crisis>

3 Overseas Development Institute (2020), *Ending Violence against Children While Addressing Climate Change.* <https://www.wvi.org/newsroom/climate-change/report-finds-devastating-links-between-increased-violence-against-children>

4 UN Chronicle (2002), *Women... In The Shadow of Climate Change.* <https://www.un.org/en/chronicle/article/women-in-shadow-climate-change>



5 The Intergovernmental Panel on Climate Change Sixth Assessment Report (2021) <https://www.ipcc.ch/>







## Chapter 1

# Making the Connection

A shared vision for promoting  
Women's and Children's Rights

# 1.1 From Words to Deeds: implementing Women's and Children's Rights together

In a world where inequalities persist and poverty is still a global problem, women, children and girls are everywhere the categories most at risk of social exclusion. The first objective of WeWorld is **the promotion of the right to inclusion for women and children in Italy and worldwide**. One fundamental condition when carrying out actions for women's and children's inclusion is to know as much as possible about their living conditions and the risks of social exclusion. The WeWorld Index, published the first time in 2015, **arises from the need to evaluate in which sectors globally forms of inclusion/exclusion are found**. This year WeWorld publishes the seventh edition of the Index, aimed at depicting the living conditions of women and children in more than 170 countries in the world. Women's rights and their inclusion are closely related to children's rights and **inclusion**, where the concept of inclusion implies going beyond an idea of progress limited to economic aspects, opening up to a **broad, multidimensional and positive, personal and social, universal vision of development** (in line with the 2030 Agenda and the so-called "5P": People, Planet, Prosperity, Partnership, Peace). It becomes vital, then, to take into account women's and children's living conditions to get a more complete and thorough view of their level of inclusion. These considerations are the prerequisites of the WeWorld Index, **the goal of which is to measure their living conditions and their level of inclusion/exclusion in more than 170 countries worldwide, analysing different parameters and indicators, with the objective of bringing to light critical areas, both from a territorial point of view and in quantitative terms**.


More than 70 years have passed since the Universal Declaration of Human Rights (2018 was the 70th anniversary). Since then, laws, conventions and international treaties have followed to boost awareness and respect of human rights all over the world. So, the world is now equipped with various fundamental legal tools to protect human rights. The latest of them are also called third generation rights, as they have followed the politi-

cal/civil ones to protect the most vulnerable categories (women and children, but also LGBTQI+ people, indigenous populations, refugees and migrants). In spite of that, human rights are not always and everywhere respected, but "are still a mirage for a good part of humanity" (Amnesty International, 2018). Women and children are certainly among those most at risk of violation of human rights. This mainly happens not because women and people under 18 are naturally more vulnerable, but because they are hindered in developing and exercising their rights by a dominant male cultural context, where gender discrimination (often implicit and thus even more subtle) and the tendency not to consider children as subjects of law persist.

To truly exercise their rights, women and children must be in the condition to implement and substantiate them. The passage from the assertion of a right to the exercise of it is never to be taken for granted. To be able to exercise their rights, people must have capabilities (Amartya Sen, 2000). Capabilities are understood to be the actual possibilities that people have for pursuing and achieving their own goals. The prerequisite to exercising one's own capabilities is being free to choose according to one's aspirations and values. Capabilities are: to live a healthy life; to have access to knowledge, education, training, information; to look after oneself (time, culture, sport, fun); to look after others; to live and work in healthy and safe places; to work and undertake business; to take part in public life and live together in an equal society; to have access to public resources (services); to move in the territory (WeWorld, 2017).

affected by the specific environmental and cultural context where they live. It is not enough to have the potential to do something. Some conditions have to be in place (norms, social and cultural factors, absence of gender and generational discriminations) to enable people to succeed.


 **The acquisition of capabilities is affected by environmental and cultural contexts**


 **For a real exercise of rights it is necessary to act on both individual and social levels, promoting capabilities and the transformation of social, cultural and legal norms.**

Yet, supporting the acquisition of capabilities is not enough unless, simultaneously, you act on the existing social and cultural norms. Specifically, it is necessary to promote a culture of respect for gender distinctions and equalities, to fight against discrimination, stereotypes and the patriarchal culture, among both men and women. It is not enough, then, to accompany women in their process of acquiring the capabilities to get out of violent family situations while gender stereotypes and the acceptance of forms of violence persist in the context where they live (private or public).

Moreover, since children's rights and capabilities are intertwined with women's rights and capabilities, for them to be able to exercise their rights with mutual effects, it is necessary to support capabilities of both social categories, jointly, interdependently and simultaneously.

**Hence for promoting rights and implementing them, it is necessary to act on multiple fronts.** Such an approach, known as the "Human Rights Based Approach" sees the promotion, protection and implementation of rights as a process that has to be put in motion by society as a whole through a joint effort of right-holders and duty-bearers. The latter, in particular, include not only the State as the main duty-bearer which must respect, protect, and implement human rights, but the whole community.

 **To promote women's and children's rights it is necessary to support the process of acquisition of capabilities.**

 **Rights are completely fulfilled when capabilities are promoted within a system of regulations to protect them.**

The acquisition of capabilities does not depend exclusively on individuals, but is



# 1.2 The Four Building Blocks for Asserting and Exercising Women's and Children's Rights together

In the WeWorld Index we take into consideration four areas of action to assert and exercise women's and children's rights.

It is necessary that in these four areas (called the Four Building Blocks) women and children can develop their capabilities, so that they can implement their rights. In other words, the positive power of doing and being what you want to do and to be must be supported in the four following areas:

1. EDUCATION
2. HEALTH
3. ECONOMY
4. SOCIETY

In each of the Building Blocks, the acquisition process of women's and children's capabilities may be hindered by specific and mutual risk factors: specific because they concern women and children as such (related to their condition of being women and under age), and mutual in that women's risk factors affect those of children and vice-versa.

These risks occur in all Four of the Building Blocks: in the health sectors as well as in the educational, economic and social ones women and children are not allowed to exercise their rights precisely because they are women and children.

The actions carried out in the Four Building Blocks, aimed at fostering women's and children's capabilities and the modification of norms also affect the environmental and cultural setting, which in turn contributes to assert new rights for everybody, including men.

Here follow some examples of joint actions, in the Four Building Blocks and the environmental and cultural context, which foster women's and children's capabilities, jointly, inter-dependently and simultaneously, on which there is a broad consensus in the literature (see for example Unicef 2006; FAO, 2011; UNFPA, Unicef, 2011a and b).



## CONNECTING THE DOTS

# Children's and Women's Rights



### EDUCATION

- If children have access to quality education from an early age, they will perform better in higher school levels, run fewer risks of dropping out of school and they will be more likely to get high qualifications. They will be educated adults, more aware and in their turn, they will transfer to their children the value of education
- Educated women have access to better paid and more protected jobs, can get back (earlier) to paid labour market, with positive consequences for themselves and their children
- Daughters of educated mothers are more likely to attend school, perform better once there, and complete a higher number of school years than daughters of uneducated mothers



### ECONOMY

- Children living in a family in good economic conditions, where both parents work and the woman is equal to the man, enjoy good health and have proper nutrition
- Parents in good economic conditions, especially mothers, invest more in their children's education, even in the long term. Hence, their children run fewer risks of dropping out of school in order to contribute to family income or to enter the child-labour exploitation circuits
- A mother who works is a model for her children, above all for girls, and will guide them in their future choices: in particular girls will be more inclined to study longer and, in the future, to enter the labour market



### ENVIRONMENTAL AND CULTURAL CONTEXT

Where there is gender equality in public and private:

- Women have the same decision-making power in the family, the time devoted to child and home care is equally distributed between genders and, as a consequence, women are favoured in their economic, political and social participation
- Children have, as a reference, parental models based on gender equality and internalize a culture of equality, norms and non-discriminatory behaviour
- Women, in their public and political life, can stand up for claims inspired by gender equality, fostering the transmission and circulation of cultural values based on respect for diversity

If biodiversity is protected and air pollution reduced:

- Female employment increases and/or is guaranteed, as in many countries of the world women are employed in small-scale fishing and aquaculture, or in agriculture. If women work, they can contribute to the sustenance of their families (firstly of their children) and to the economy of their communities
- Premature deaths are reduced and children, as adults, will run fewer risks of suffering from vascular or chronic diseases. Healthy children will be healthy adults, with positive effects in other life dimensions
- Premature pregnancies are reduced and the odds of delivering underweight babies diminished (in fact air pollution causes problems to the foetus during pregnancy)



### HEALTH

- Undernourished children have trouble growing, run a higher risk of being infected or dying, but also of developing limited cognitive abilities, which will undermine their school performance
- An undernourished woman will have perinatal complications and/or will give birth to premature or underweight babies, and she and her children will run higher risks of being infected or dying during delivery
- Overweight children develop cardiovascular problems, infections, and also lack of self-esteem; as age increased, they may become obese, get diabetes and other metabolic disorders. Overweight girls, as adults, may suffer from gestation diabetes, pre-eclampsia, obstetric complications, and their children from chronic disorders



### SOCIETY

- In a free and democratic country, women participate in public and political life, promoting gender and generational equality objectives
- Women transmit to their children the value of honesty and democratic principles, fighting against corruption and practices which damage collective wellbeing, acting as a positive model that will accompany them in the future
- In a society where girls and boys are recognized as legal entities and their opinion is taken into consideration, they have negotiating power in the family, their parents will listen to them, and consequently they will be more confident in themselves and their skills, and will be able to defend their rights in the public sphere too

## 1.3 How the WeWorld Index is drawn up and the 2021 novelties

First published in 2015, the WeWorld Index is a SYNTHETIC INDEX of 34 INDICATORS grouped in 17 DIMENSIONS (2 indicators per dimension), which refer to the Four Building Blocks, crucial for the implementation of women's and children's rights: health, education, economy and society, plus the environmental and cultural context, which in turn influences (and is influenced by) the possibilities of women's and children's rights being implemented. The 34 indicators have been selected for their relevance for children, adolescents and women, and to the measure that they cover the right range of dimensions.

The data provided is as complete as possible and regularly collected for most countries in the world and can be compared over time. All the consulted sources are accurate, reliable, and easily accessible. The synthetic index obtained by aggregating the 34 indicators allows a worldwide ranking to be drawn up.

Since 2020 the WeWorld Index has taken into account the effects of Covid-19. The pandemic has damaged people and health systems, the measures taken for tackling it have changed our way of interacting, affecting countries' economies and children's and youth's educational courses. Governments are trying to face the consequences of all that, but the pandemic has amplified pre-existing social inequalities and created new ones.

In the WeWorld Index 2021 the consequences of the pandemic have been taken into account by adding three further indicators to the 34 that the Index has been proposing since the first edition in 2015:

1. **Confirmed cases of people infected with Covid-19 per country, collected by WHO**
2. **Percentage growth of GDP in 2021 per country, estimated by International Monetary Fund (Real GDP, annual percentage change)**

### 3. **School closure days per country, calculated by WeWorld according to information provided by World Bank and Unesco**

The three indicators have been aggregated with the 34 used since the first edition of the WeWorld Index in 2015, and taken into account in the final calculation. In addition, the consequences of the pandemic have been examined in depth in each of the 17 dimensions by means of a box titled "Covid-19 effect", already present in the 2020 edition.

An important novelty of the WeWorld Index 2021 is the link with the SDGs. The year 2015 was that of the 2030 Agenda launch, but also the year of the creation of the Index. As well as sharing that date, the WeWorld Index fully embraces the concept of inclusion as defined in the 2030 Agenda. That is why in the 2021 edition the Sustainable Development Goals have been matched with all 17 dimensions. The SDGs have been selected according to their relevance to the indicators taken into account and with the subject matter.

A box for an in-depth analysis, referring to the 2030 Agenda, has been designed for each dimension. The box, titled "Moving forward... the 2030 Agenda", is a report of good practices, policies, normative references, projects etc. enacted by countries, national and international organizations, which are contributing to the achievement of the 2030 Agenda's goals in that specific dimension, especially promoting women's and children's inclusion.

The Index does not claim to be an academic product, but is dedicated to both the curious reader who wants to be informed and the person looking for advice and active participation. In a delicate balance between theory and practice, critical analysis and - partial - review of good practice, broad and forward-looking perspective, attention to details and to our own country's problems, it represents an easily

readable review that shows in which areas or countries the disadvantages are being reduced and where they are on the increase.

As the vision of reality given by statistics is always partial, the Index adds interviews with witnesses and experts who, with first-hand experience, explain the qualitative aspects that figures alone cannot show. In some cases, the people interviewed give some policy suggestions on how to deal with those situations of exclusion brought to light. This plurality of comments limits, in part, the unavoidable risk of cultural colonization due to the provision of information based on statistics and the choice of some indicators rather than others. Moreover, in some cases the comments collected allow differences to be detected within some of the countries and some dynamic and qualitative aspects, as the final result is a map and a classification of States. The comments may be contrasting and divergent because the themes are complex and suggest more than one point of view.





## Chapter 2

# The map and the results of the WeWorld Index 2021







# 2.1 WeWorld Index 2021: the map



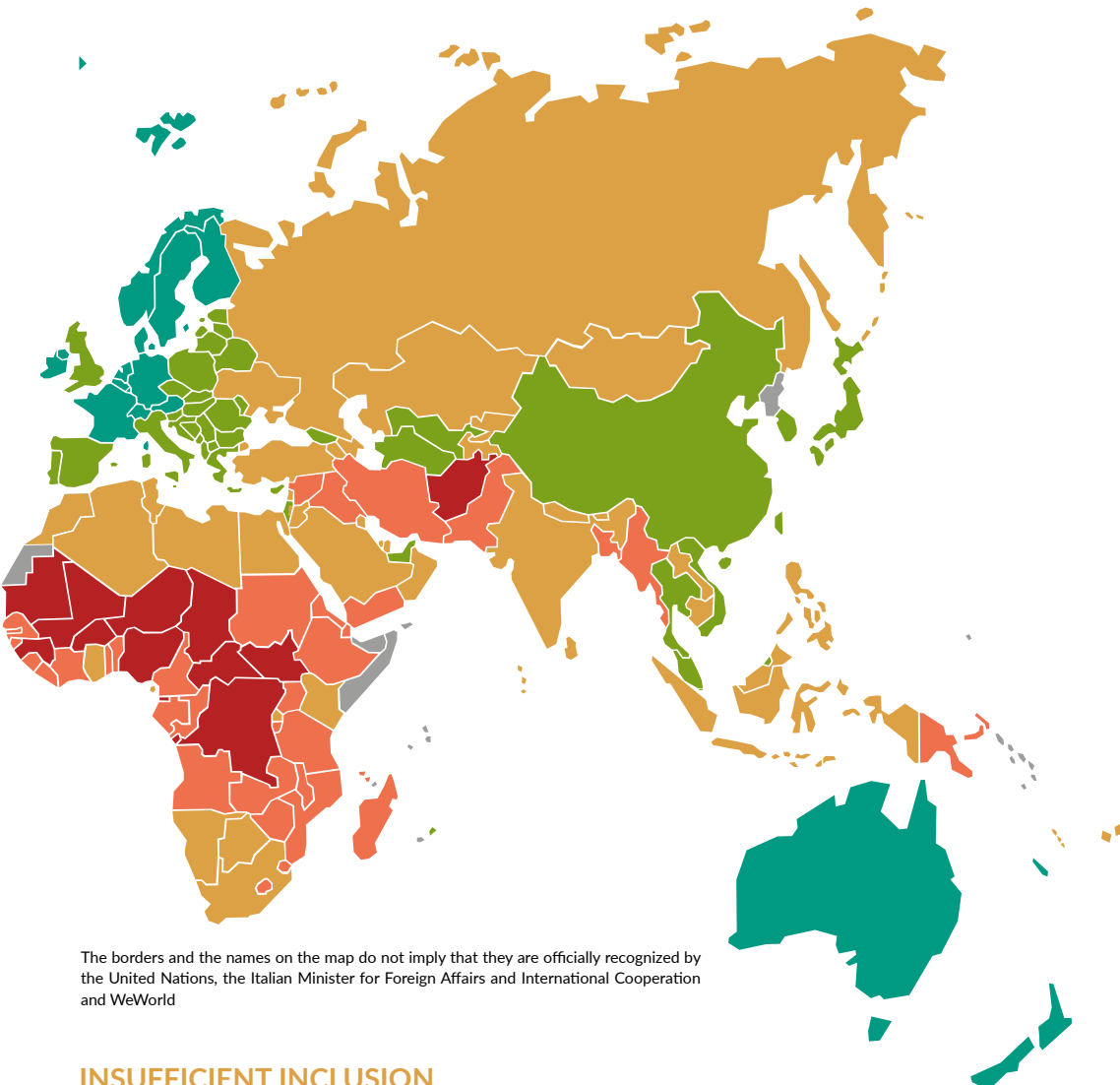
## SUFFICIENT INCLUSION

Ranking	Country	Value
17	Portugal	69
17	United Kingdom	69
17	Spain	69
20	Canada	67
21	Slovenia	60
22	● Italy	58
23	Cyprus	57
24	Lithuania	55
25	Croatia	54
25	Japan	54
27	Malta	53
28	Estonia	52
29	Czech Republic	47
29	Albania	47
29	Belarus	47
32	Poland	46
32	Latvia	46
34	United States	45
35	Slovak Republic	44
35	Israel	44
37	Korea, Rep.	41
38	Barbados	40
38	Costa Rica	40
40	Greece	38
40	● Cuba	38
42	Hungary	37
43	Serbia	36
43	Uruguay	36
45	Malaysia	35
46	Chile	34
46	Moldova	34
48	United Arab Emirates	32
48	Romania	32
48	Brunei Darussalam	32
48	Bulgaria	32
52	Vietnam	31
53	Mauritius	29
54	Georgia	28
54	Uzbekistan	28
56	China	26
57	● Thailand	25
58	Macedonia, FYR	24
58	Montenegro	24
60	Turkmenistan	22
60	Argentina	22
62	Bosnia and Herzegovina	21

## GOOD INCLUSION

Ranking	Country	Value
1	Iceland	105
2	New Zealand	96
3	Sweden	93
4	Switzerland	92
5	Finland	91
6	Norway	88
6	Denmark	88
8	Netherlands	78
8	Austria	78
10	Belgium	76
11	Singapore	75
12	France	74
13	Australia	71
13	Luxembourg	71
15	Germany	70
15	Ireland	70





The borders and the names on the map do not imply that they are officially recognized by the United Nations, the Italian Minister for Foreign Affairs and International Cooperation and WeWorld

### INSUFFICIENT INCLUSION

Ranking	Country	Value	Ranking	Country	Value	Ranking	Country	Value
63	Kazakhstan	20	82	Cabo Verde	9	102	Saudi Arabia	-4
63	Mexico	20	83 ●	Tunisia	8	104	Colombia	-5
65	Kyrgyz Republic	19	84	Paraguay	7	104	Guyana	-5
66	Panama	18	84 ●	Libya	7	104	Lao PDR	-5
66	Ukraine	18	86	Bhutan	6	107	El Salvador	-7
68	Qatar	17	86	Fiji	6	107	Jamaica	-7
68 ●	Peru	17	88 ●	Bolivia	5	109 ●	Cambodia	-8
68	Russian Federation	17	88	Azerbaijan	5	110	Namibia	-13
71	Suriname	16	90	Indonesia	4	110 ●	Nepal	-13
71	Mongolia	16	91	Kuwait	3	112	Jordan	-14
71	Armenia	16	92 ●	Brazil	2	113	Rwanda	-15
74 ●	Nicaragua	15	93	Bahamas, The	1	114	Sao Tome and Principe	-17
75	Dominican Republic	14	93	Timor-Leste	1	115	South Africa	-18
75	Maldives	14	95 ●	Lebanon	0	116	Vanuatu	-19
77	Philippines	13	95	Bahrain	0	117 ●	Palestine	-23
78	Ecuador	12	95	Morocco	0	118	Ghana	-25
79	Tajikistan	11	98	Sri Lanka	-1	119	Venezuela, RB	-26
79	Oman	11	98	Belize	-1	120	Botswana	-27
79	Trinidad and Tobago	11	98	Algeria	-1	121 ●	Kenya	-28
			101	Turkey	-2	122 ●	India	-29
			102	Egypt, Arab Rep.	-3	122	Honduras	-29

### SEVERE EXCLUSION

Ranking	Country	Value
124	Senegal	-30
125	Myanmar	-32
126 ●	Guatemala	-33
127	Madagascar	-35
128	Iran, Islamic Rep.	-36
129	Djibouti	-37
129	Iraq	-37
131	Togo	-38
132	Zambia	-40
133	Bangladesh	-41
133 ●	Haiti	-41
133 ●	Burundi	-41
136	Malawi	-42
137	Papua New Guinea	-46
137 ●	Tanzania	-46
139	Zimbabwe	-48
140 ●	Mozambique	-49
140	Gabon	-49
140	Eswatini	-49
143	Uganda	-50
144 ●	Syrian Arab Republic	-51
145	Pakistan	-52
146	Cameroon	-53
147	Angola	-54
148	Comoros	-55
149 ●	Benin	-58
149	Gambia, The	-58
151	Ethiopia	-59
152	Congo, Rep.	-61
153	Cote d'Ivoire	-68
154	Yemen, Rep.	-70
155	Sierra Leone	-71
155	Liberia	-71
157	Lesotho	-76
158	Sudan	-78
158	Guinea-Bissau	-78
160	Eritrea	-79

### VERY SEVERE EXCLUSION

Ranking	Country	Value
161 ●	Burkina Faso	-80
161	Guinea	-80
163	Mauritania	-82
163	Equatorial Guinea	-82
165	Nigeria	-91
166 ●	Mali	-102
167	Congo, Dem. Rep.	-104
168 ●	Niger	-108
169 ●	Afghanistan	-117
170	Central African Republic	-119
171	South Sudan	-124
172	Chad	-125

## 2.2 The condition of women and children in times of Covid-19

In the final ranking of the 2021 WeWorld Index<sup>6</sup> the 3 top positions are occupied by **Iceland, New Zealand and Sweden**. Switzerland and Finland are right behind them. The supremacy of North European countries, plus New Zealand is thus confirmed. **In the bottom positions are the same countries as those in 2020: Central African Republic (170th position), South Sudan (171st), and Chad (172nd)**. In these countries the condition of women and children is still critical in all the dimensions taken into account in the Index.

**Compared to 2020, there are no major changes in the top positions: the most inclusive countries, for women and children, remain basically the same (North Europe, plus New Zealand and Switzerland), with a few slight changes in the position of some.** In particular, Norway gets worse (from the first position in 2020 to the sixth in 2021) and Finland too (from the second to the fifth); Switzerland (from the seventh to the fourth) and New Zealand on the other hand (from the fifth to the second) improve. **In 2020 women's and children's rights and inclusion worldwide had worsened due to the pandemic; 2021 confirms this negative trend.** The progress (more or less evident depending on dimensions and countries) made in the previous years aiming to achieve the goals of the 2030 Agenda has seen a setback because of Covid-19. The social categories most affected are those which even before the pandemic lived under marginalized and discriminated conditions, including women and children.

**At the bottom of the ranking no major changes are reported either, compared to 2020. As to inclusion of women and children, the worst countries are, as in 2020, those of Sub-Saharan Africa, and Afghanistan.** A further worsening is reported in some countries: in particular Afghanistan (4 positions down), but also Niger and Chad (one position down). These are countries

### The first five countries in the 2021 WeWorld Index, compared with 2020

	2021		2020	
	Value	Position	Value	Position
Iceland	105	1	99	2
New Zealand	96	2	94	5
Sweden	93	3	99	2
Switzerland	92	4	89	7
Finland	91	5	99	2

### The bottom 5 countries in the 2021 WeWorld Index, compared with 2020

	2021		2020	
	Value	Position	Value	Position
Niger	-108	168	-106	167
Afghanistan	-117	169	-100	165
Central African Republic	-119	170	-133	170
South Sudan	-124	171	-140	172
Chad	-125	172	-136	171

### Number of countries by group of inclusion in 2021

Good inclusion	Equal to or more than 70 points	16 countries
Sufficient inclusion	between 21 and 69	46 countries
Insufficient inclusion	between 20 and -29	61 countries
Severe exclusion	between -30 and -79	37 countries
Very severe exclusion	Equal to or less than -80	12 countries

which have been in the bottom positions of the international rankings for ages, as they are areas characterized by chronic poverty, political instability, armed conflicts, authoritarian and non-democratic governments. These context factors affect people's living conditions (see the conceptual map in Chapter 1), first and foremost those most at risk of exclusion, such as women and children.

Every year, the countries that the WeWorld Index accounts for are divided into 5 groups, according to the degree of inclusion/exclusion of women and children: good inclusion, sufficient inclusion, insufficient inclusion, severe exclusion and very severe exclusion. **In 2021, in more than two thirds of the countries worldwide women and children undergo different forms of exclusion (severe or very severe, or insufficient inclusion).** Exclusion may affect several areas of life, as occurs in the countries at the bottom of the ranking, where women and children suffer serious and/or very serious

conditions, in health, education, political participation, economic sustenance etc. But exclusion may also affect only a few dimensions. Those countries belonging to good and sufficient inclusion groups are not the best in absolute terms, and there are also some critical dimensions reported for women and children. Just think of women's conditions in the labour market, unequal compared to men, in several countries belonging to the two top groups (i.e., Austria, France, Belgium, Italy). **Therefore, to promote the wellbeing of women and under 18s it is necessary to work on multiple fronts, because inclusion is multidimensional** (see Chapter 1). Acting on several fronts involves working on several dimensions through *ad hoc* policies, designed from a gender and generational perspective. **Universalistic interventions, adopted in contexts where male vision and power still prevail, risk further exacerbating inequalities rather than smoothing them out.**

<sup>6</sup> The final ranking includes 172 countries. Micronesia, Somalia, Solomon Islands and Democratic Republic of Korea are excluded for insufficient numbers of indicators.

## Comparison between some countries from the Social Progress Index and WeWorld Index rankings according to their GDP per capita\*

\*Countries are ordered by GDP per capita in descending order

Country	Position in Social Progress Index	Social Value Progress Index	Position in WeWorld Index	Value WeWorld Index	GDP per capita
United States	28	85.71	34	45	65,297.51
Japan	13	90.14	25	54	40,246.88
Kuwait	46	77.47	91	3	32,000.44
Korea, Rep.	17	89.06	37	41	31,846.21
Brazil	61	73.91	92	2	8,717.18
South Africa	83	70.26	115	-18	6,001.4
Tunisia	55	75.02	83	8	3,317.45
Benin	122	55.56	148	-58	1,219.43
Tanzania	120	56.20	137	-46	1,122.12

On this point, considering the results of the WeWorld Index and those of the Social Progress Index<sup>7</sup> together may help understand the issue better. The Social Progress Index (SPI) is composed of 54 indicators and measures the ability of a country to satisfy the basic human needs of its citizens, in social and environmental sectors, and to enable them to totally fulfil themselves<sup>8</sup>.

Comparing the position of the countries of the Social Progress Index with those of the WeWorld Index, it emerges that **almost half of the countries taken into account are lower in the WeWorld Index: that is, for a specific degree of social progress, the level of inclusion of women and the under 18 population does not seem to match.** It follows that social progress does not cover the whole population, as there are still some segments which are systematically excluded and discriminated against. It becomes absolutely vital then to implement policies and interventions aimed at protecting and promoting women and children's rights, so that social progress can include everybody.

**Just as social progress does not go hand in hand with inclusion of women and children, so the wealth of a country does not necessarily reflect its ability to fulfil the basic human needs of all citizens and guarantee inclusion for everybody.** In this regard, the choice has been to look at some countries with different GDP per capita, and analyse their position in both the WeWorld Index and in the Social Progress Index.

This analysis shows that among those countries where inclusion of women and

children does not go hand in hand with social progress, there are also some with medium-high GDP per capita, and even high GDP per capita (for example: **The United States, Japan, Korea...**). Since the early years of the publication, the WeWorld Index has shown that a **better inclusion of women and children is not triggered only by the rise of GDP, but is also the outcome of inclusive policies which improve environmental, educational, economic parameters, concerning the rights of women and the under 18's population, reducing their exclusion** (see WeWorld Index 2016).

Generally speaking, in every country where there has been economic growth without broad and deep social reforms, a "male" power and a "female" power are opposed (i.e., **Kuwait, Brazil and South Africa**). On one hand, a power committed to favouring spending on armaments, high energy consuming industries, elite schools, and on the other hand a weak power, that could be called "feminine and intergenerational"<sup>9</sup>, often forced to shut up, or at least be silent, which would like to foster socially inclusive policies, women's participation in the labour market, education for everybody and investments in green economy, designing less polluted cities and better sanitation.

Then there are countries which have not had particularly brilliant economic results, but have undergone rapid social changes and democratization processes that did not impact on the population in the same way (**Tunisia for example**). This is due to the fact that it is difficult to

eradicate cultural social economic patriarchy-based systems which discriminate women and the under 18 population.

Women and children suffer from discrimination in every country of the world, but there are places where inequalities are tougher. These are countries with endemic chronic poverty, conflicts both internal and/or for resource management, based on profoundly traditionalist and patriarchal systems. In such countries social progress is slow, even more so for women and children, who see their marginalization and social exclusion increase (i.e., **Benin and Tanzania**).

The WeWorld Index, despite its limitations as a succinct tool, shows that **the exclusion of women, children and adolescents is not an inevitable matter of fact, but the outcome of policies privileging some and penalizing others.** Especially where absolute poverty is beginning to be eroded.

**For social progress to leave nobody behind, it is vital to take into account the specific conditions of women and the under 18s population and develop tailored and transversal policies, keeping in mind the link between rights and inclusion of these two categories** (see Chapter 1). Adopting a gender mainstreaming approach in designing political policies is the first, and now essential, step. Just as it will be more and more necessary to recognize children and youth as legal entities, with their own voice, and to promote their engagement and active participation in decision-making processes, as indicated in the Convention on the Rights of the Child (CRC).

It is not only an issue of social justice, but a prerequisite for human development.

7 For more information <https://www.socialprogress.org/index/global>

8 The index values lie between 0 to 100. There are 163 countries included in the final ranking.

9 The image of two opposing powers (masculine vs feminine/intergenerational) is obviously a simplification, as there certainly are men who do not recognize themselves in masculine power and women who have internalized patriarchal models.









## Chapter 3

# The dimensions

The following 17 dimensions refer to the Four Building Blocks (health, education, economy and society) within which women's and children's capabilities develop. For every dimension two indicators describing children's and women's living conditions have been chosen.

# Environment

Children and women living in polluted contexts or with high levels of CO2 emissions per capita face one of the most extreme forms of exclusion: they are deprived of the opportunity of living in a healthy environment.

## INDICATORS

1

## Concentrations of fine particulate matter (PM2.5)

Annual mean, in **micrograms per cubic meter**  
(WHO, 2021)

2

## CO2 emissions per capita

**Metric tons per capita**  
(World Bank, 2021)

## INTRODUCTION

Not everybody is to be equally blamed for climate change: the gap between top and bottom countries for CO2 emissions per capita is proof of that. Reducing the emissions of greenhouse gases both at individual and national level is the first step to halt the rise of temperatures. **2020 has been one of the three hottest years ever recorded.** The average global temperature has risen 1.2°C over the pre-industrial level (1850-1900). The six years between 2015 and 2020 have been the hottest ever, as has been the decade 2011-2020 (WMO, 2021). This increase of temperatures has knock-on effects such as rising seas and drought, and amplifies extreme natural phenomena like heatwaves, floods, typhoons, wildfires and floods. Sahel, Horn of Africa and South-East Asia are the regions suffering most from natural disasters, which add to pre-existing conflicts and/or economic fragility (WMO, 2021).

According to the State of Global Air (2020), **air pollution has become the fourth main risk factor of death<sup>10</sup> with 6,67 million victims.** In 2020, among the victims there were 476,000 children who died in their first month of life; two-thirds died due to the use of solid fuel such as charcoal, wood and animal dung for cooking. Exposure to air pollution also has repercussions during pregnancy as it raises the risk of babies being born premature, under-weighted or with underdeveloped lungs (ibid).

<sup>10</sup> The other main risk factors are, in order: hypertension, tobacco, malnutrition (SoGA, 2020).

## Moving forward... the 2030 Agenda



One of the first measures of the newly elected Biden administration was The United States' return to the Paris Agreement. The Paris Agreement, ratified in 2015, commits the signing nations to limiting the rise of temperatures below 2°C, preferably below 1.5°C.

**The cooperation of all countries, mainly those which are the main greenhouse gases emitters, is vital in order to reach the critical threshold necessary for substantially reducing emissions.**

Considering that the United States is the second country in the world for emissions after China (UNEP, 2020), this event is most important in the fight against climate change.

Another piece of good news concerns the approval of the European Green Deal by the European Union, which provides an action plan for promoting the efficient use of resources, recovering biodiversity and reducing pollution.

The European Union set the aim to achieve climate neutrality – that is the point at which the level of emissions does not exceed the Earth's capacity to absorb them – by 2050.

## Covid-19 effect



In 2020 **more than 50 million people were doubly hit: from disasters related to climate change (floods, drought, forest fires etc.) and from the Covid-19 pandemic** (IFRC, 2020). Lockdowns and quarantine measures to tackle the virus have slowed down response and recovery operations in several settings, preventing the provision of staple goods and the assistance on the field to victims of natural disasters (ibid). An apparently positive note regards the reduction of polluting concentrations like nitrogen dioxide (NO<sub>2</sub>), which seemed to have diminished as a lockdown effect. Nevertheless, the improvement of the air quality was of short duration, because the emissions have started to increase rapidly again at the end of the restrictions (SoGA, 2020).

SUSTAINABLE  
DEVELOPMENT  
GOALS



1

## Concentrations of fine particulate matter (PM2.5)

Annual mean, in **micrograms per cubic meter** (WHO, 2021)

### TOP FIVE COUNTRIES

1	Finland	5.86
2	Brunei Darussalam	5.90
3	New Zealand	5.95
4	Sweden	6.18
5	Canada	6.42

### BOTTOM FIVE COUNTRIES

172	Saudi Arabia	87.94
173	India	90.87
174	Qatar	91.18
175	Niger	94.05
176	Nepal	99.73

2

## CO2 emissions per capita

**Metric tons per capita** (World Bank, 2021)

### TOP FIVE COUNTRIES

1	Congo, Dem. Rep.	0.02
2	Somalia	0.04
3	Burundi	0.05
4	Chad	0.06
5	Central African Republic	0.07


### BOTTOM FIVE COUNTRIES

171	Brunei Darussalam	16.64
172	Bahrain	19.59
173	United Arab Emirates	20.79
174	Kuwait	21.62
175	Qatar	32.41

## On the current growth of carbon dioxide emissions, global temperature

is expected to **rise by 3 to 5°C** by the end of the century

(UN, 2021a)



Over the last 50 years, **35% of deaths** related to weather, climate and water extreme events occurred in Africa

(WMO, 2020)



**The cost of inaction:** the cost of containing the rise of temperatures below 1.5 °C has increased

from **1.3 trillion dollars** a year in 2010

to more than **5 trillion dollars** a year in 2020

(Nature, 2020)



## MARTINA COMPARELLI

Spokeswoman of the movement "Fridays For Future", Italy

Fridays For Future (FFF) is a movement for the climate and for climate justice which sprang up spontaneously all over the world, inspired by the weekly strikes of the Swedish student Greta Thunberg. Our demands can be summed up in the following three points: our leaders can no longer ignore climate science; the climate crisis must be addressed immediately; ecological transition must be founded on climate justice. The concept of climate justice is based on those of social justice and fairness: those who have not caused this crisis must not suffer its worst consequences. This applies both at the local/global level and at the generational level.

FFF is made up of local groups, which melt into national groups interacting at international level. Initially the strikes were called every Friday. Nowadays in Italy we take action in other ways too.

The pandemic has indeed forced us to find new strate-

gies for applying pressure and raising awareness. The organization of local and national groups has not changed and the movement is still horizontal, but we now have a structure of work groups which allows us to keep active during lockdown through online initiatives. We have also designed and developed recovery proposals through the "Back to the Future" Campaign.

The political and public attention to the climate has significantly increased, but this is not enough to guarantee an ambitious and scientific movement in favour of the environment. Firstly, climate and environment have almost become fashionable topics now, used for making a product (or a public figure or a political party) seem more acceptable or appealing. Secondly, the climate is still considered as merely an environmental issue, while it has causes and effects on every aspect of human life. Finally, many people perceive the climate crisis as something extremely distant in time and space, and consequently they do not treat it as a crisis.



# Housing

The supply of drinking water and basic sanitation facilities is essential to guarantee children's and women's health and wellbeing. Poor or missing sanitation services infringe rights and deny fundamental needs for individuals' dignity and health.

## INDICATORS

3

## People using at least basic drinking water services

Percentage of the total population of a country (WHO/Unicef, 2017)

4

## People using at least basic sanitation services

Percentage of the total population of a country (WHO/Unicef, 2017)

## INTRODUCTION

The Covid-19 pandemic has highlighted how important it is to have clean water and live in adequately hygienic conditions. A common and almost obvious gesture like washing your hands can save million lives and reduce the risk of infections and diseases. However, **globally 1 person in 4 does not yet have safe drinking water at home, and nearly half of the world population does not have safely managed sanitation.** Moreover, there are still huge differences in access to drinking water and sanitation depending on geographical area and families' social-economic conditions. For instance, in Sub-Saharan Africa only 54% of the population has safe drinking water. The percentage of people with access to safely managed sanitation is 62% at the global level, but it drops at 44% in rural areas. Lack of access to water and sanitation has repercussions particularly on women and children: in many countries they are traditionally appointed to collect water (and usually they have to travel for many kilometres to get it, see WeWorld Index 2020), but they are those who suffer more from the lack of access to it: just think about the need for care and hygiene during pregnancy or menstruation.

## SUSTAINABLE DEVELOPMENT GOALS



## Moving forward... the 2030 Agenda



In 2020, WeWorld took on several projects aimed at providing potable water and sanitation in 12 countries worldwide: Burundi, India, Kenya, Libya, Guatemala, Bolivia, Peru, Nicaragua, Palestine, Syria and Tanzania. 148 water systems and 875 communities sanitation systems were built up and/or restored, and 28,854 hygienic-health kits were distributed (for more information see the Social Balance 2020).

These actions were accompanied by information and awareness-raising activities about management of resources and the fight against waste and exploitation of water sources. One of the most important campaigns for WeWorld is the Global Handwashing Day<sup>11</sup>. It is a day, established by the Global Handwashing Partnership, for raising awareness of washing hands with soap. **Water must be accessible to all and access to water and sanitation are fundamental rights.**

<sup>11</sup> This is a coalition of 14 international players: the Academy for Educational Development, the Centers for Disease Control and Prevention in the USA, Colgate-Palmolive, International Centre for Diarrhoeal Disease Research, Johns Hopkins University School of Public Health, London School of Hygiene & Tropical Medicine, Procter & Gamble, The Water and Sanitation Program, the Water Supply and Sanitation Collaborative Council, the World Bank, Unicef, Unilever, USAID e WaterAid.

## Covid-19 effect



One of the most effective ways to prevent the spread of Covid-19 is washing your hands and disinfecting yourself. Unfortunately, to this day 3 billion people in the world do not have any basic hand-washing facilities at home (UN, 2020a). Lack of access to water makes them more vulnerable to the virus and more at risk of contracting various diseases. **Women and girls, who are responsible for collecting water in 80% of the families with no access to it, are at risk of being subjected to violence and coming into contact with the virus at the collection points** (ibid.).

Some progress has been achieved: from 2000 up to today, 2 billion people have acquired access to safely managed services, i.e., accessible on-premises, available when needed and free from contamination. Nevertheless, climate change (which is exacerbating the frequency and intensity of extreme events such as floods and drought) will worsen the conditions of countries that are already suffering from water stress, with consequences not only on their natural/water resources, but also on entire societies.

3

### People using at least basic drinking water services

(WHO/Unicef, 2017)

#### BOTTOM TEN COUNTRIES\*

167	Eritrea	51.85
168	Niger	50.27
169	Uganda	49.10
170	Burkina Faso	47.89
171	Central African Republic	46.33
172	Congo, Dem. Rep.	43.24
173	Papua New Guinea	41.33
174	Ethiopia	41.06
175	South Sudan	40.68
176	Chad	38.70

\*Top-ranking countries have been not considered here because the number of countries having levels of access to drinking water close to 100% is high. The same parameter has also been adopted for all the other indicators in the following part of the report.

4

### People using at least basic sanitation services

(WHO/Unicef, 2017)

#### BOTTOM TEN COUNTRIES

167	Benin	16.45
168	Togo	16.13
169	Sierra Leone	15.65
170	Niger	13.57
171	Papua New Guinea	12.95
172	Eritrea	11.94
173	South Sudan	11.32
174	Madagascar	10.51
175	Chad	8.34
176	Ethiopia	7.32



## Regular hand-washing

with soap can reduce the likelihood of Covid-19 infection by **36%**

(Global Handwashing Partnership, 2020)



**2 in 5** health care facilities worldwide have **no soap and water or alcohol-based hand rub**

(UN, 2020a)

## ROSEMARY AKAI and YUSUF MEDO

Beneficiaries of WeWorld's project on climate change and resilience to drought in Kenya



Rosemary Akai is a 29-year-old farmer living in Kakili Village, Isiolo County. She lives with her parents. They grow onions, tomatoes, maize and beans.

"In my village we are all farmers, we grow crops and herd cattle. Water is necessary for irrigation, for the animals and for our house, for cooking and cleaning. I fetch the water from a river 3 km away, but sometimes, because of drought, there is less water. Other times the water of the river is too dirty, as the animals go there too. Women are the ones who fetch water, and when there is less water, we need to go even further to find it, risking a lot. We have to walk for hours, sometimes we are raped or killed, especially when a conflict arises because of water scarcity. My village is between two seasonal rivers which dry up during droughts. Several tribes, pastoralists and farmers use the rivers. There are many fights over use of the water, especially when it is almost dry. During conflicts, people destroy farms, water pipes and sometimes kill other people. Drilling more boreholes and providing more water storage facilities may help the situation. For example, the water pump WeWorld will provide us can help us store enough water to avoid going to the river every day. It will improve our health conditions as we will not share the water with animals anymore and it will help our food production and economic situation too. If we had more water at our disposal, I would like to plant more trees close to my house too."

Yusuf Medo is a senior teacher in Uhuru primary school in Burart Ward, Isiolo County. WeWorld provided his school with latrines and hand washing facilities.



"Water in schools is essential for drinking, cooking and for the latrines. In our school, we have a water tank, while at home, the women of my family fetch water from a river. The water is supplied twice a week by the county Government through common taps but this is not enough and the women have to struggle to get water. Most of the time our taps are dry and we have to either fetch it at the river or buy water from the supermarket, which is expensive. Things are worse now because rain has become scarce and temperatures have risen. We talk about climate change here in Isiolo, we organize forums for people to participate in and share their opinions about it, and talk about the effects they are suffering. I think we need to tackle climate change through global initiatives carried out by international communities to help create awareness on environmental conservation. A concerted effort to address the provision of water storage, of underground tanks and gutters would be helpful, as well as planting more trees. I am worried about the school, as it has only two storage tanks, therefore if the rainfall keeps on reducing, the situation will be dire."



# Conflicts and Wars

Wars, conflicts and terrorism worsen the economic and social conditions of a country. Children, adolescents and women are the first to suffer the consequences, becoming witnesses, or worse, victims of armed conflict.

## INDICATORS

5

## Global Peace Index

**Country peace level on a scale 1** (most peaceful) to 5 (least peaceful), examining level of security, presence of internal or external conflicts, and level of militarisation (The Institute for Economics and Peace, 2021)

6

## Number of refugees per country of origin

**Percentage of the total population** of a country (including those who have obtained refugee status, but excluding asylum seekers - those who have applied for asylum and refugee status but have not received a response yet, or who are registered as asylum applicants - and internal displaced people) (WeWorld elaboration of UNHCR data, 2021)

## INTRODUCTION

In 2020, there were 26.4 million refugees worldwide (UNHCR, 2021a). 39% of them are hosted in only 5 countries: Turkey, Colombia, Pakistan, Uganda and Germany (Ibid). **Despite the mobility restrictions due to the Covid-19 pandemic, the number of internally displaced people has increased. 40.5 million new internally displaced are registered, the highest number ever in the last ten years** (IDMC, 2021). Of them, 30.7 million fled their homes because of natural disasters and extreme weather events (EWEs), and 9.8 million because of conflicts (ibid.). Most of the displacements triggered by conflicts and violence occurred in Sub-Saharan Africa and MENA Region (Middle East and North Africa). In particular, the most hit countries were The Democratic Republic of Congo, Syria and Ethiopia. As for the new displacements triggered by disasters, most of them are from East and South Asia and the Pacific. In fact, tropical typhoons, monsoon rains and floods have severely affected areas inhabited by millions of people.

For the ninth time in 13 years, the Global Peace Index (2021) has reported a deterioration in the level of peace across the world. The least peaceful region in the world is still the MENA area. Furthermore, the growth of civil unrest has not stopped between 2020 and 2021, especially in countries like Belarus, Russia, The United States, Myanmar and Uruguay (IEP, 2021).

## Moving forward... the 2030 Agenda



To date, 5.4 million Venezuelan migrants and refugees have left their country, thus causing one of the biggest displacement crises in the world. The crisis has reached such a scale that, from 2014, a rise by 8,000% of asylum requests from Venezuelan citizens has been reported (UNHCR, 2021c).

Fortunately, in February 2021 the Colombian government announced that it will guarantee a temporary protection status to 1.7 million Venezuelan people, including nearly 460,000 children (UNHCR, 2021b). This will enable them to have access to basic health and social services. It is a major decision, especially because most of the refugees, who are employed in the informal sector, have been affected by the Covid-19 economic crisis. This measure will surely improve the quality of their life and that of their children (ibid.).

UNHCR estimates

that between 2018 and 2020

**1 million children were born as refugees**

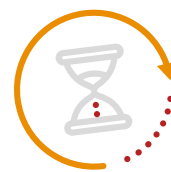
(UNHCR, 2021b)



**Every second** in 2020, more than **one person** was **forced to flee**

**within their own country**

(IDMC, 2021)



SUSTAINABLE DEVELOPMENT GOALS



5

**Global Peace Index**

(The Institute for Economics and Peace, 2021)

TOP FIVE COUNTRIES	
1 Iceland	1.10
2 Denmark	1.253
3 New Zealand	1.256
4 Portugal	1.267
5 Austria	1.315

BOTTOM FIVE COUNTRIES	
159 Iraq	3.257
160 South Sudan	3.363
161 Syria	3.371
162 Yemen	3.407
163 Afghanistan	3.631

6

**Number of refugees per country of origin**

(WeWorld elaboration of UNHCR data, 2021)

BOTTOM TEN COUNTRIES	
167 Rwanda	1.941
168 Palestine	1.967
169 Myanmar	2.074
170 Burundi	3.141
171 Somalia	5.414
172 Afghanistan	7.877
173 Central African Republic	13.301
174 Eritrea	14.719
175 South Sudan	15.888
176 Syria	39.569

**Covid-19 effect**



Initially, it was thought that the pandemic-related restrictions would reduce worldwide violence, but their impact on ongoing conflicts was short-lived, and in the past year the overall level of political and social turmoil rose. In particular, social riots grew in 2020, many fuelled in response to the pandemic containment measures taken by governments. Between January and April 2021 more than 5,000 violent pandemic-related events were reported, from riotous demonstrations to physical assaults on people of Asian descent (IEP, 2021). In total, 158 countries **experienced at least one violent event directly linked to the pandemic in this period of time** (ibid.).

THE VOICE OF

**CHIARA CARDOLETTI**

UNHCR Representative to Italy, the Holy See and San Marino Italy



The Covid-19 pandemic has disrupted every aspect of human life, exacerbating many of the pre-existing global challenges and severely affecting the lives of forcibly displaced and stateless people. The pandemic had a contradictory impact on mobility flows: on one hand, its socioeconomic impact increased aspirations to move due to a lack of prospects; on the other hand, it limited the ability of people to move by reducing resources that can be invested in such movement. These factors, together with restrictions on freedom of movement and border closures imposed by governments made it considerably harder for people fleeing war and persecution to reach safety. Despite pleas from the international community for a ceasefire that would facilitate the Covid-19 response, displacement continued to occur: as a result, more than 82.4 million people, or above 1% of the world's population, had been forcibly displaced worldwide at the end of 2020. Although the number of infections among forcibly displaced communities was in line with general trends during the first waves, they nonetheless saw their lives dramatically affected by the pandemic because of the heightened difficulties in accessing health services, the severe impact on their socioeconomic conditions, particularly when it comes to livelihoods and education, and the disruption of already fragile coping mechanisms.

The pandemic hit people differently depending on their age, gender, disability and other intersectional characteristics. Displaced women and girls, who make up 70% of all forcibly displaced people worldwide, were more impacted by the virus because of their caregiving responsibilities and their disproportionate presence in the informal economy, which was hardly compromised by the pandemic. This resulted in heightened vulnerability not only because of the loss of income, but also because of the lack of social safety nets. In addition, within months of the outbreak, reports suggested that violence against women and children had intensified, as containment measures were trapping them with their abusers and cutting them off from support systems. Displaced children have also been disproportionately affected by the pandemic due to their inability to attend school. This had consequences not only on their nutrition, but also on their overall protection from abuse and exploitation which schools increasingly provide in displaced communities. The number of UNHCR operations reporting abuse of displaced children by caregivers more than doubled in 2020.

At more than a year into the Covid-19 crisis, we are only beginning to understand the full extent of its consequences, particularly on the most vulnerable people. Despite the many challenges they face, refugees, asylum seekers, internally displaced and stateless people have stepped in to help with the response to the pandemic as frontline responders, medical equipment manufacturers, community workers, artists and much more. The Covid-19 pandemic has shown that we can only be safe if everyone is included and protected and that this emergency can only be tackled if we all, as one global community, work together and demonstrate solidarity. As the UN High Commissioner for Refugees Filippo Grandi reminds us, "the worst of crises requires the best of humanity."

# Power and Democracy

People who do not have the power to stand up for their rights and to participate in politics are the most disadvantaged due to the lack of democracy. Among them there are women and adolescents.

7

## Global Democracy Index

**Country democracy state on a scale 0** (authoritarian regime) to **10** (full democracy), taking into account five aspects: electoral pluralism, respect of civil rights, efficacy of government activities, participation of citizens in politics, and political culture in general. (Economist Intelligent Unit, 2020)

### TOP FIVE COUNTRIES

1	Norway	9.81
2	Iceland	9.37
3	Sweden	9.26
4	New Zealand	9.25
5	Canada	9.24

### BOTTOM FIVE COUNTRIES

161	Chad	1.55
162	Syria	1.43
163	Central African Republic	1.32
164	Congo, Dem. Rep.	1.13
165	Korea, Dem. Rep.	1.08

8

## Corruption Perception Index

**Perceived levels of public sector corruption in 180 countries/territories around the world on a scale 0** (more corruption) to **100** (less corruption) (Transparency International, 2021)

### TOP FIVE COUNTRIES

1	Denmark	88
1	New Zealand	88
3	Finland	85
3	Singapore	85
3	Sweden*	85

\*Switzerland is also ranked 3rd

### BOTTOM FIVE COUNTRIES

168	Venezuela	15
168	Yemen	15
170	Syria	14
171	Somalia	12
171	South Sudan	12

Democracy took a bad blow in 2020. Almost 70% of the countries analysed by the Democracy Index (2020) has reported a significant decline to the point that the global mean reached its lowest level since 2006. Sub-Saharan African regions, the Middle East and South Africa contributed the most to this overall worsening, being dominated by authoritarian regimes.

The situation also appears serious with regard to the Corruption Perception Index (2021). More than 2 countries in 3 of those taken into account have a score below 50 (100 indicates that the country is very clean from corruption). Corruption is a plague affecting society as a whole, but in particular women, with direct repercussions on their children. **In fact, in many societies women are still the main caregivers and must deal with more or less high levels of corruption in sectors such as education, health and other public services. Women are particularly vulnerable to corruption in the health sector, as their reproductive health may require regular attention.** Incidents of corruption can occur for simple things like booking an appointment up to having to pay for treatments which should be free of charge (UNODC, 2020). When they cannot pay large bribes or are vulnerable, women are often forced into so-called "sextortion", that is "debt payment" through the use of sexual acts (ibid.).

## Covid-19 effect



Human Rights Law recognizes that national emergency situations can lead to limitations in the exercise of some human rights (UN, 2020b). Right from the start of the pandemic crisis, we have been faced with a dilemma: how to reconcile the right to health with other human rights? Extraordinary circumstances pushed most of the global governments to take extraordinary measures. The lockdowns immediately reduced our freedom of movement, but also our freedom of exerting other human rights, such as the access to health care, food, water, sanitation, work and education. As it is well known, the virus does not discriminate, but its pernicious consequences affect different social categories in different ways. It has exacerbated the vulnerability of the least protected in society, women and children first (ibid.). Some other measures will have to be taken in the future to mitigate the side effects of the pandemic. **Now more than ever we must not overlook human rights; on the contrary, the focus on human rights must be the compass to lead us out of this crisis as soon as possible and to turn our attention to achieving equitable sustainable development and sustaining peace.**

**59 countries** experienced police violence

related to the response to

Coronavirus restrictions

(Freedom House, 2020)



**PAULO CÉSAR CARBONARI**

Graduate in Philosophy, Social Educator and Human Rights Activist, Brazil



The Brazilian civil society is very active in the political and democratic life of the country. Without it, the re-democratization process would not have been possible. The struggle for amnesty, the *Diretas Já*<sup>12</sup> movement and the constituent process are examples of its strong presence and protagonism. The setting up of councils, committees and other forms of social control of public policies and the monitoring of the exercise of rights are further proof. The organizations of Brazilian civil society give value to substantial democracy and defend it, beyond representative and liberal goals, through deliberative, direct and participative forms. Moreover, this plethora of organizations sees democracy as profoundly interconnected and interdependent on sustainable development and human rights: neither democratic societies nor sustainable development are possible without human rights – and vice-versa.

Fighting inequality, poverty and misery, as well as racism, patriarchy and other forms of oppression is vital for democracy to engage every woman and man. The ultraconservative fringes which have taken much of the state power and have infiltrated society with their speeches and their hostile political practices, have deeply dented the democratic foundations. Their economic, political and religious fundamentalism hinders the existence and the expression of plurality and

diversity. At the same time, digital and algorithmic technologies are invading relationships with predictive methods, limiting effective democratic participation. In the face of all that, civil society organizations are called upon more and more to collaborate for “stretching the horizon”, promoting possible but unexplored alternatives. It is up to them to strengthen the foundations of organized resistance; draw up proposals for retrieving the great historical causes and struggles; produce alliances and shared actions able to accumulate enough strength to decisively affect the big transformations needed; develop major awareness raising processes through inclusive education.


There is not a single strategy, ways can differ, but democracy can be achieved only as a way-of-life and in daily practice, especially for the poorest. It can be achieved if the struggle of civil society organizations succeeds in putting the protection of life back at the centre of relationships, together with human rights, implementation of justice and respect of freedom, promotion of diversity and care for the environment, so that the common good is perceived as a right, and not privatised or offered as mere products or consumer services. And these ways will not be opened up and followed unless the subjects of law become the main protagonist agents, in a collective action able to stand up to those egoisms which, aiming to destroy the “us/we”, prevent solidarity.

12 *Diretas Já* (Elections Now) was a civil unrest movement born in 1984 which demanded direct presidential elections in Brazil.

**91 countries**  
experienced new or increased  
**restrictions on**  
**the news media**

as a result of the Covid-19 outbreak

(EIU, 2020)



In the world  
**1 person in 3** lives under  
**authoritarian rule**

(Freedom House, 2020)

**Moving forward...  
the 2030 Agenda**



An excellent example of how women can be on the front line of the fight against corruption is the SPAK (*Saya Perempuan Anti-Korupsi*) initiative, which means “I am a woman against corruption”, launched by the Corruption Eradication Commission of Indonesia (KPK). The initiative is a response to concerns raised after a survey that was conducted in 2012-2013 among citizens of Solo and Yogyakarta by KPK. The survey showed that only 4% of parents teach their children honesty as it should be practiced in daily life, in cases such as the reporting of corruption cases. **Since Indonesian mothers are considered the key figures in moral education of families, SPAK was born in response to the need of empowering women to strengthen anti-corruption education.** The initiative consists of activities, training and awareness campaigns led by women in local communities, often by way of games like role-playing. Many people trained under the initiative become in their turn trainers (SPAK agents) in anti-corruption practices: now there are more than 2,400 SPAK agents. Since it was set up, SPAK rapidly expanded to become a national movement (UNODC, 2020).

SUSTAINABLE  
DEVELOPMENT  
GOALS





# Security and Protection

People's wellbeing also derives from the possibility to live in a context where their own physical safety is not threatened. Women and young people are the most vulnerable in case of disasters.

9

## Intentional homicide rate

**Percentage per 100,000 inhabitants** per country.

Voluntary homicide is defined as the death intentionally caused by one person to another person (UNODC, 2019)

### TOP FIVE COUNTRIES

1	Singapore	0.15
2	Japan	0.26
3	Oman	0.26
4	Luxembourg	0.33
5	Indonesia	0.43

### BOTTOM FIVE COUNTRIES

171	Belize	37.78
172	Lesotho	38.00
173	Honduras	38.92
174	Jamaica	43.85
175	El Salvador	52.01

10

## People dead & affected by natural and technological disasters

**Number of people dead/plus affected** by natural and technological disasters out of the total population of a country. Expressed **in percentage**. (EM-DAT, 2021)

### BOTTOM TEN COUNTRIES

167	Djibouti	33.79
168	Guatemala	34.09
169	Somalia	37.00
170	Comoros	37.49
171	Zimbabwe	46.33
172	Fiji	52.47
173	Honduras	55.37
174	Lesotho	57.45
175	Korea, Dem. People's Rep.	62.94
176	Afghanistan	67.43


## Moving forward... the 2030 Agenda



The UN Women global initiative “Safe Cities and Safe Public Spaces for Women and Girls” has been working for more than 10 years to promote and guarantee safety for women and girls in cities and public spaces. UN Women has worked, and is still working, with organizations led by women, local and national governments, UN agencies and other partners to develop, implement and evaluate omni-comprehensive and multi-sectorial approaches for the prevention and contrast of violence against women and girls in public spaces. The initiative was originally launched in Quito (Ecuador), Cairo (Egypt), New Delhi (India), Port Moresby (Papua New Guinea) and Kigali (Rwanda), and today it involves more than 50 cities in the world. To mention a few results, in Port Moresby the initiative has improved safety, hygiene and comfort standards for women and girls in markets and on public transport. In Quito, instead, a local regulation has been approved to include specific penalties against sexual harassment in public spaces. The outcome has been a decrease of harassment on public transport, which inspired the Ecuadorian national strategy on gender-based violence (UN Women, 2020a).

Intentional homicide generates knock-on effects which go beyond the loss of a human life. In fact, a homicide hits the victim's family life and his community life, the so-called “secondary victims”, creating a violent and dangerous environment, especially for the most vulnerable, like women and children. Above all, it is organized crime that puts communities at risk, leading to a climate of profound instability and impunity. Over recent years homicide rates have diminished, but not fast enough to achieve the SDG targets on peace and justice. Furthermore, homicide rates for children under 14 have not significantly changed. Homicide rate for girls has remained unvaried from 2008 and 2017 (0.9 victims per 100,000 girls) while that of boys remained almost constant (from 1.3 in 2008 to 1.2 in 2017) (UNODC, 2019). In 2020, 389 natural disasters occurred, killing 15,080 people and hitting another 98.4 million, adding on to the pandemic (CRED, 2021). India and China have suffered most in terms of human impact, respectively with 19.6 million and 14.9 million people affected. Fuelled by climate change, the most common disasters have been floods (201 events), even though the highest number of people affected (45.5 million) and economic losses (92.7 billion dollars) has been provoked by storms (ibid.).





## Organized crime kills as many people as all armed conflicts combined

(UNODC, 2019)

### Covid-19 effect



One of the consequences of the pandemic and its subsequent lockdown measures has been a substantial reduction of homicides and street level crimes in many countries notorious for this kind of crime, such as Colombia, Guatemala and Honduras. The greatest decrease in homicide rates has been reported in Kazakhstan (-80%) and South Africa (-50%). As predictable, however, once the anti-contagion measures were loosened, in many countries the number of homicides started to rise again reaching the pre-crisis levels, or even exceeding them. The situation of social and economic instability caused by the pandemic has had a catalytic effect both on micro-crime and major crimes (IEP, 2021).

**For women the pandemic has certainly resulted in a rise in violence. The practical evidence collected so far shows that violence against women and girls was exacerbated since the outbreak of the pandemic.** Lockdown and forced confinement have given violent men an additional chance to exercise their power and control. At the same time, following the economic and social crisis caused by Covid-19, women have seen their income fall and had fewer occasions for social contact and to access services and community support, all of which give them fewer exit options (UN Women, 2021a).

#### THE VOICE OF

### LAURO ROSSI

Program Director at CIMA (Centro Internazionale in Monitoraggio Ambientale - International Center for Environmental Monitoring) Research Foundation, University of Genoa  
Italy



Climate change may have a disruptive impact on different areas of the planet, hitting the most vulnerable hardest, and contributing to food insecurity, population displacement and stress on water resources. The effect of climate change is undeniably exacerbated when coupled with factors that increase exposure and vulnerability, such as unplanned urbanization taking place within high-risk zones, economic activities in hazard-prone areas, environmental degradation, and population growth.

Climate change affects the extremes of the hydrological cycle following diverse patterns across the globe, which must be investigated and understood to quantify impacts on human life and economic losses, and thus on sustainable development.

Fully probabilistic risk assessment frameworks are nowadays available to understand the probability that different magnitudes of damaging events of flood, drought and wildfire will occur over an extended period of time<sup>13</sup>. The final goal is to identify critical gaps and challenges across sectors and scales to timely implement climate adaptation actions and to drive protection policies for the most vulnerable.

In this context women and children are among the categories of people that suffer the worst consequences.

A quantitative risk analysis should identify and measure drivers that can lead to malnutrition (e.g., cropland and grazing land, livestock, water sources affected by floods and droughts), limited access to education and health service (e.g., damaged roads, schools and health centers), not wealthy conditions (e.g., impact on GDP).

To arrest root causes of other secondary cascading effects, the analysis should extend to indirect impacts. For instance, increasing frequency/intensity of floods, droughts, and/or wildfires may worsen food security/nutrition and living conditions, which may trigger school dropouts, child labour, longer transhumance livestock migrations, diseases (e.g., cholera cases due to use of unimproved water sources), closure of some schools, family abandonment, domestic violence, migrations, etc.

In the same way, increasing pressure on the environment and ecosystem (e.g., in search of alternative sources of income and food may intensify processes of land degradation, deforestation and depletion of water) will amplify vulnerability in the long run.

Understanding the causal links between climate change, changed hydrology and modified wildfire regimes and their consequent impacts, and quantifying risk through quantitative indicators, enable policy makers to evaluate medium- and long-term adaptation measures from a cost-benefit point of view and take the most promising action.

The same risk assessment framework can be used in near real-time to forecast and monitor impacts of oncoming hazardous events, issue warnings, and activate emergency plans focused on the protection of the most vulnerable.

<sup>13</sup> See for example country flood and drought risk profiles produced in the framework of the "Building Disaster Resilience to Natural Hazards in Sub-Saharan Africa Regions, Countries and Communities" programme, <http://riskprofilesundrr.org/>

# Access to information

Information and communication technologies contribute to the wellbeing and inclusion of women, children and adolescents. Greater access to information for everybody promotes gender equality and fosters economic and social inclusion.

## INDICATORS

**11** People with access to electricity  
Percentage of the total population of a country  
(World Bank, 2021)

**12** Individuals using Internet  
Percentage of the total population of a country  
(ITU, 2020)

## SUSTAINABLE DEVELOPMENT GOALS



## Moving forward... the 2030 Agenda



There is still a major gap in Internet access and use between women and men, and between girls and boys. **Only in 1 country out of 4 gender equality in Internet use has been achieved** (ITU, 2020). When women and girls have access to Internet and adequate skills to use information and communication technologies (ICTs), they are more likely to access education and educational and financial services, find better paid jobs, start their own business. On average, **globally only 30% of researchers are women**. Less than 1 girl in 3 chooses to enrol in higher education courses in subjects such as maths and engineering (World Economic Forum, 2020). That is why it is important to promote the participation of girls in STEM (Science, Technology, Engineering, Mathematics) and ICT related fields since early childhood.

ITU (International Telecommunication Union) works to guarantee gender equality in ICT fields. In particular ITU is guided by Resolution 70: Mainstreaming a gender perspective in ITU and promotion of gender equality and the empowerment of women through information and communication technologies. Since 2011, ITU has been organizing the International Girls in ICT Day, a global effort to raise awareness, empower and encourage girls and young women to follow study courses and careers in ICTs. Over the years the initiative has engaged more than 362,000 girls and young women who have taken part in more than 11,000 events in 171 countries worldwide.

## INTRODUCTION

Since 2010 more than 1 billion people have gained access to electricity. In India, for example, the government has announced having reached full electricity access, and several African countries have implemented effective policies to enlarge the catchment area (IEA, 2020). **Despite this, 758 million people still live without electricity, half of them in fragile settings or areas hit by conflicts** (World Bank, 2021a). The Covid-19 crisis could seriously jeopardize the progress made: as of now, it seems unlikely that the 2030 Agenda target of universal access can be met, especially in Sub-Saharan Africa. In fact, it is estimated that 660 million people may still not have access to electricity in 2030 (IEA, 2020).

**In April 2021, 4.33 billion active Internet users were registered in the world, that is 6 people out of 10.** Over the last year, given the pandemic and the lockdown measures, the number of Internet users increased by more than half a billion (Datareportal, 2021). Unfortunately, major differences between countries still remain: if in Europe and North America 9 people out of 10 are connected, in Eastern Africa more than 3 people in 4 are not. In Southern Asia the situation is also critical, with more than 1 billion people connected only in three countries: India, Bangladesh and Pakistan (ibid.).

**Only 5% of children and young people in West and Central Africa have Internet access at home compared to the 33% global average**

(Unicef/ITU, 2020)



**Globally, 3 out of 4 students who cannot be reached by remote learning come from rural areas and/or belong to the poorest households**

(Unicef, 2020a)



## 11 People with access to electricity

(World Bank, 2021)

### BOTTOM TEN COUNTRIES

167	Madagascar	26.91
168	Sierra Leone	22.70
169	Congo, Dem. Rep.	19.10
170	Niger	18.77
171	Burkina Faso	18.38
172	Central African Republic	14.30
173	Malawi	11.20
174	Burundi	11.06
175	Chad	8.40
176	South Sudan	6.72

## 12 Individuals using Internet

(ITU, 2020)

### TOP FIVE COUNTRIES

1	Bahrain	99.70
2	Qatar	99.65
3	Kuwait	99.54
4	United Arab Emirates	99.15
5	Iceland	99.01

### BOTTOM FIVE COUNTRIES

171	Central African Republic	4.34
172	Guinea-Bissau	3.93
173	Burundi	2.66
174	Somalia	2.00
175	Eritrea	1.31

## Covid-19 effect



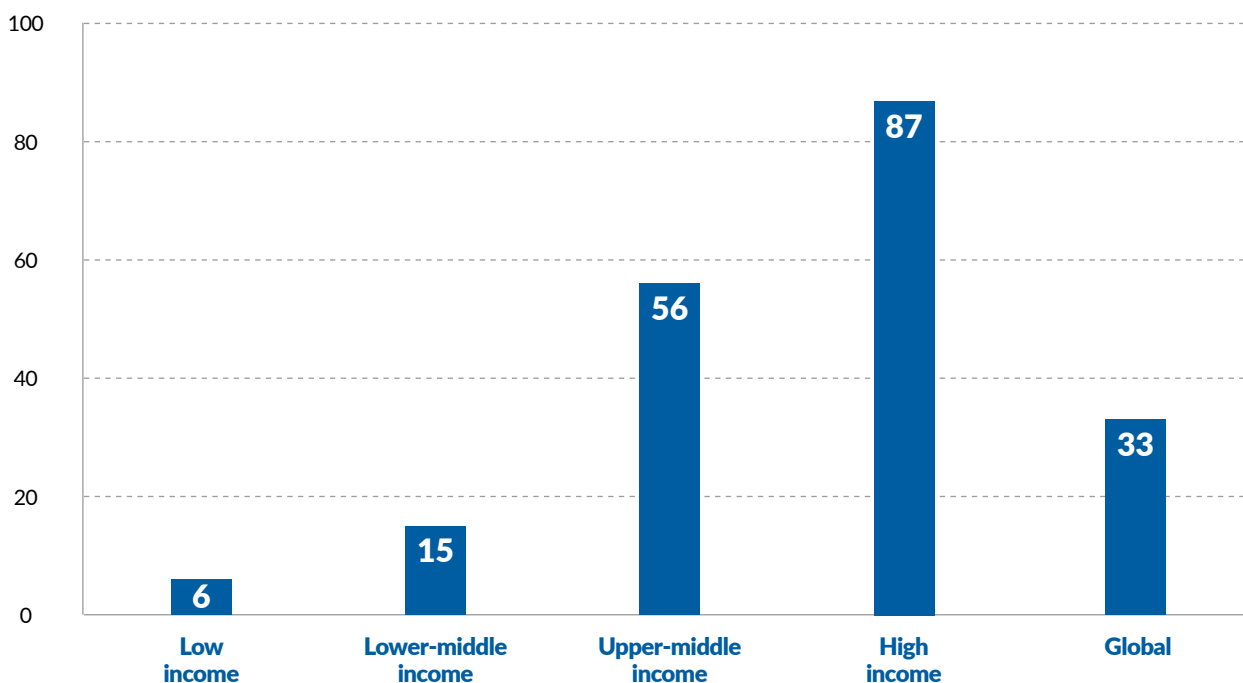
The health crisis and economic downturn caused by Covid-19 added to the problems that many governments were already facing in tackling energy poverty and extending access to electricity. Shifting government priorities, supply-chain slowdowns together with imposed distancing measures have jeopardized activities in the area of energy access. In Sub-Saharan Africa, progress painstakingly achieved has been overturned by the effects of the pandemic. Estimates (IEA, 2020) suggest that the share of population without electricity is rising for the first time since 2013. In the year of the pandemic, access to Internet turned out to be more fundamental than ever. At a global level, there was a boom in the use of the network for various reasons: remote-working, distance learning and teaching, online purchases, use of streaming services, video calls, etc. In particular, for children and youths Internet proved to be the only access tool to education for almost two school years. However, a study led by Unicef and ITU (2020) shows that globally 2.2 billion children and young people under 25 do not have Internet at home. The lack of digital connectivity largely depends on where these children and young people live, and on the economic resources of their families. **Significantly extending access to the Internet is vital to ensure that all children and youths receive adequate education and acquire the necessary skills to support a sustainable future. Finally, access to the Internet poses a problem of online safety for children which should be addressed by legislators, parents and schools.**



## Percentage of people with internet access at home, by country income groups

Access to the internet varies widely depending on country income group, the rural-urban divide as well as a household wealth

(Unicef, 2020b)



# Gender

Progress of societies goes through their ability to reduce and remove gender inequalities. In an inclusive and equal society women and children have many social, economic, educational and cultural opportunities.

## INDICATORS

13

## Gender Gap Index (GGI)

**Country gender gap**, ranging from 0 (total inequality) to 1 (total equality)  
(World Economic Forum, 2021)

14

## Gender Inequality Index (GII)

**Country gender gap**, ranging from 0 (total equality) to 1 (total inequality)  
(UNDP, 2021)


## INTRODUCTION

Gender inequalities are still an integral part of the contexts in which women and people under 18 live (see Chapter 1). Therefore, it is vital to recognize and contrast them and to guarantee equal opportunities. Unfortunately, in the year of the pandemic women's condition has further worsened. In 2020, the Global Gender Gap Report stated that 99.5 years would be necessary to reach equality. **In 2021 this time has increased further: at the moment, it will take 135.6 years to close the gender gap.** As every year, significant differences across various geographical areas are reported. Western Europe is again the region that has made the most progress, while Middle East and North Africa are reporting the widest gap (World Economic Forum, 2021a). The most critical dimension is the economic one: 267.5 years will be needed in order to reduce inequalities between men and women in the employment market. While progress has been made in other dimensions, the economic gap has remained stagnant over the last 20 years. Worldwide only 62% of women have a job, compared with 93% of men<sup>14</sup> (UN, 2021b). Also, according to the Gender Inequality Index, we are still a long way from full equality: in 2019 the GII is 0.436 (full equality is 0).

To achieve gender equality, a universal value to strive for and a precondition for development, it is crucial to remove stereotypes and discriminatory rules. **Suffice it to say that as of today only 10 countries worldwide have full equal rights for women and men:** Belgium, France, Denmark, Latvia, Luxembourg, Sweden, Canada, Iceland, Portugal and Ireland. This means that, at least from a legal point of view, only these countries guarantee equality in spheres like freedom of movement, work, pay, marriage, child rearing, business ownership, asset management and pensions (World Bank, 2021b).

**Women's employment is 19% more at risk compared to men's**

(UN Women, 2021a)



**Globally, women aged 25-34 are 25% more likely than men to live in extreme poverty**

(UN, 2021b)

14 It is also to be considered, that globally 58% of women who have a job are employed in the informal economic sector, with lower income compared to men, and lack of social protection. This percentage rises to 92% in developing countries (ILO, 2019a).

## Moving forward... the 2030 Agenda



Adopting gender-responsive policies is vital for dealing with inequalities exacerbated by the pandemic and for making progress in reducing the gender gap. Nevertheless, in order to apply adequate and targeted policies it is necessary to rely on up-to-date and accurate data, divided by gender, age and territorial area. Only 60 countries out of 193 are currently reporting data on Covid-19 cases by sex and age to the World Health Organization (UN Women, 2021a). Concerning this, UN Women is trying to fill some of the gaps in data collection and availability, especially for developing countries. At the moment UN Women

is working together with 62 countries to collect data that is as accurate as possible on how the pandemic has hit women and girls, through rapid gender assessment surveys. For example, in Samoa, UN Women is collaborating with the Ministry of Women, Community and Social Development to design a Covid-19 data collection plan and promote responses from rural communities. In the Maldives and in Pakistan, rapid gender assessment surveys are used to inform socioeconomic impact assessment and integrated policy responses to Covid-19 (ibid.).

## 13 Gender Gap Index (GGI)

(World Economic Forum, 2021)

TOP FIVE COUNTRIES	
1	Iceland 0.892
2	Finland 0.861
3	Norway 0.849
4	New Zealand 0.840
5	Sweden 0.823
BOTTOM FIVE COUNTRIES	
152	Syria 0.568
153	Pakistan 0.556
154	Iraq 0.535
155	Yemen 0.492
156	Afghanistan 0.444

## 14 Gender Inequality Index (GII)

(UNDP, 2021)

TOP FIVE COUNTRIES	
1	Switzerland 0.025
2	Denmark 0.038
3	Sweden 0.039
4	Belgium 0.043
4	Netherlands 0.043
BOTTOM FIVE COUNTRIES	
155	Mali 0.671
156	Central African Republic 0.680
157	Chad 0.710
158	Papua New Guinea 0.725
159	Yemen 0.795

## Covid-19 effect



The impacts of crises are never gender neutral, and Covid-19 is no exception. Women and girls, who were already living in profoundly unequal economic, social and educational conditions, have seen their situation alarmingly worsen. According to current forecasts, by the end of 2021, **435 million girls and women will find themselves below the poverty line, and as a result of the pandemic, 47 million will join the ranks of the “new poor”** (UN Women, 2021a). These numbers may seriously jeopardize decades of progress and make the achievement of the SDGs even harder. Adopting gender-responsive policy making is the key to reverse this trend, foster female empowerment and close the gender pay gap. Likewise, to see the reconstruction post-Covid-19 through gender-lenses is the only way for starting a structural and systematic transformation, as pointed out during the last Generation Equality Forum held in July 2021.



## Women's rights in Afghanistan

Gender inequality is not an innate and immutable condition, but a contextual factor deriving from traditionalist and patriarchal socio-cultural practices. Afghanistan is a clear example of this. Despite the progress made over the last twenty years in a country that already saw women in a condition of substantial inequality, the recent Taliban comeback to power constitutes a very serious risk.

From 1996 to 2001, during the first Taliban regime, women's rights were systematically violated. Education was forbidden in almost all cases, as was the possibility of working outside the home or even going out without a male relative, and in any case always wearing the burqa. Any form of entertainment and socialization outside the family was forbidden. Disobeying these strict rules led to severe punishments, including infamous stoning.

After the ousting of the Taliban, Afghan women fought for their rights by taking an active role in developing a culture of human rights in the country. The issue of violence against women was seriously addressed with the Elimination of Violence Against Women Law in 2009 and the Ministry of Women's Affairs under the democratic government that fell in August 2021. Moreover, the country signed many international agreements to improve the condition of women, including the Convention on the Elimination of All Forms of Discrimination Against Women (Qazi Zada, 2021). Women and girls had access to education (for instance today 1 in 3 girls is able to read), they resumed working and doing business, doing politics, choosing what to wear, acting in self-determination. Women organized themselves, gathering in civil society or more institutionalized groups, to support each other and share good practices: among these, a virtuous example is Women for Afghan Women<sup>15</sup>, a grassroots organization that has grown to become the largest organization for women and by women in the country.

Nevertheless, the specter of inequality, and especially violence, has never left the country. It is estimated, in fact, that about 90% of Afghan women have suffered at least one form of domestic violence in their life. There are still many steps to be taken, especially with regards to female and reproductive health (WHO, 2020a). This high rate of violence has its roots in cultural and religious values which, with the return of the Taliban, are fiercely reemerging. Their comeback to power, combined with a fundamentalist interpretation of the Sharia, constitute a huge risk to women's rights and to the conquests made in the last twenty years. The international community as a whole will have to take responsibility for this crisis, especially when the spotlight will no longer be on it, and not leave Afghan women and girls alone.

15 For further information <https://womenforafghanwomen.org/about/>



# Children's Health

The human and economic costs of mortality and child malnutrition are enormous, and affect especially the weakest and most vulnerable subjects. But they also influence the society as a whole, both its social progress and economic growth.

Malnutrition encompasses both undernutrition and bad/over nutrition.

INDICATORS

**15** **Under-five mortality rate**  
Probability of dying by age 5  
per 1000 live births  
(Unicef/WHO, 2020)

**16** **Children underweight**  
Percentage of children aged 0–59 months  
who are more than two standard deviations  
below median height-for-age of the WHO  
Child Growth Standards  
(Unicef/WHO, 2020)

INTRODUCTION


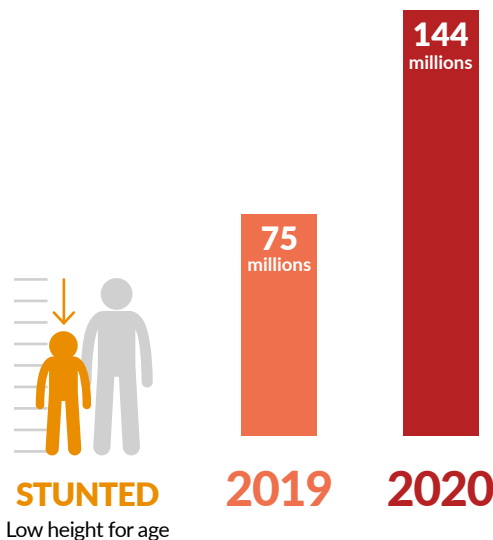
Even if, over the last thirty years, deaths of children under five decreased from 1 in 11, in 1990, to 1 in 27, in 2019, overall, 5.2 million children have lost their lives in 2019, half of whom in Sub-Saharan Africa (Unicef, 2020c). Complications due to premature delivery, asphyxiation/trauma at birth, pneumonia, congenital anomalies, diarrhoea and malaria are still the main causes of death, even though all these factors could be prevented or cured through simple and affordable treatment (e.g., immunization, adequate nutrition, safe water and food, quality care by qualified health workers).

80% of premature deaths are concentrated in Central and Southern Asia (nearly 25%) and in Sub-Saharan Africa (almost 55%), which counts 1 death out of 13 births (Unicef, 2020d). The overwhelming majority of children who suffer from undernutrition lives in the same geographical areas. In fact, **food insecurity is closely related to the rise in diseases due to malnutrition and hence to the number of deaths. Access to a sufficient, varied and healthy diet is essential for women during pregnancy and the breast-feeding period, a crucial time for a child's growth.** Yet many women and children do not have access to it, because of ever more conflicts, climate shocks and poverty.

In 2020, at least  
**1 child in 3 under 5**  
was suffering from  
a form of **malnutrition**



(Unicef/WFP, 2021)



## Covid-19 effect



The pandemic has contributed to weakening food security for children, especially the most fragile. The economic crisis has reduced sources of income for many households, which have had to fight against an increase in the price of staple goods because of the disruption of supply chains on a global level. According to the Food Price Index, in May 2021 the price of food items was 4.8% higher than in April 2021, and 39.7 % compared to May 2020 (FAO, 2021a). School closures have had an enormous effect too. **In 2020, globally, an estimated 39 billion in-school meals were not delivered due to school closures** (Unicef/World Food Programme, 2021). The consequences mostly affect families under, or at risk of falling under, the poverty line (1.90 dollars a day). These families often rely on schools for a series of other social services (besides canteen meals) too, such as access to water and sanitation. Among the indirect effects of the pandemic, there is the risk that children from the poorest families are forced to work to cope with the economic difficulties (Unicef, 2020e).



**MANASI SHARMA**

Research Consultant (Mental Health), Unicef Office of Research - Innocenti, Florence, Italy

**15 Under-five mortality rate**

(Unicef/WHO, 2020)

**TOP FIVE COUNTRIES**

1	Iceland	1.96
2	Slovenia	2.07
3	Cyprus	2.3
4	Montenegro	2.32
5	Finland	2.38

**BOTTOM FIVE COUNTRIES**

172	Sierra Leone	109.23
173	Central African Republic	110.05
174	Chad	113.79
175	Somalia	116.97
176	Nigeria	117.2

**16 Children underweight**

(Unicef/WHO, 2020)

**TOP FIVE COUNTRIES**

1	Estonia	1.20
2	Chile	1.60
2	Germany	1.60
2	Netherlands	1.60
5	Australia	2.10

**BOTTOM FIVE COUNTRIES**

144	Niger	46.70
145	Papua New Guinea	48.40
146	Timor-Leste	48.80
147	Eritrea	49.10
148	Burundi	57.60

Even before the Covid-19 pandemic, globally about 13% of children and adolescents aged 6-18 years were diagnosed with mental health conditions such as depression and anxiety.<sup>16</sup> Through comprehensive evidence syntheses, Unicef Office of Research - Innocenti has examined how the pandemic and prior public health emergencies have impacted mental health and development in children.<sup>17</sup>

We found that government-imposed lockdowns and school closures significantly in 2020 disrupted the daily lives of children and adolescents, leading to increased fears and concerns about virus infection, restricted freedom of movement, and irregular sleep and physical activity patterns. Higher than normal levels of depression, anxiety, conduct disorder, alcohol and substance use and sedentary behaviours were commonly reported during lockdown. Most studies were from countries that were hardest hit initially (e.g.: China, Italy and the US), but another global study by WHO shows that child and adolescent mental health services were disrupted in over two-thirds of the 130 countries they surveyed during Covid-19.<sup>18</sup> However, there were also positive experiences which should be highlighted. Specifically, young people reported perceived benefits from staying home (e.g., increased quality time with family members) and school closure (e.g., respite from exam stress and classroom bullying). Engaging in positive coping strategies, like online learning, taking up new hobbies, and having more flexible schedules contributed to a sense of well-being among many during lockdowns.

Ongoing phases of the pandemic and continued waves of lockdown and isolation may have deleterious effects on young people's long-term mental health, social networks, and economic conditions. It should also be noted that certain sub-groups have unequal access to adequate care and may be at increased risk for mental health conditions and: children from disadvantaged families, those with pre-existing health and mental health issues, and children with previous trauma or adverse childhood experiences. These groups should be prioritized for mental health intervention and programming efforts. It is important to ensure that children and adolescents have the assets, skills and are provided adequate support to build resilience and overcome the shocks of Covid-19 and future adversities, as well as maintain their positive well-being beyond the pandemic.

16 Vos T, Lim SS, Abbafati C, et al. Global Burden of 369 Diseases and Injuries in 204 Countries and Territories, 1990-2019: A Systematic Analysis for the Global Burden of Disease Study 2019. The Lancet. 2020;396(10258):1204-1222. doi:10.1016/S0140-6736(20)30925-9

17 Unicef Office of Research - Innocenti (2021, forthcoming). Life in Lockdown: Child and Adolescent Mental Health and Well-being during COVID-19. See: <https://www.unicef-irc.org/publications/1209-life-in-lockdown-child-and-adolescent-mental-health-and-well-being-in-the-time-of-covid-19-rapid-review-protocol.html>

18 See: <https://www.who.int/news/item/05-10-2020-covid-19-disrupting-mental-health-services-in-most-countries-who-survey>



**Moving forward... the 2030 Agenda**

Fortunately, in recent years the debate about climate change has widened, and this is positive not only for our planet's health, but also for children's health. **Regarding food security, this debate has contributed to shifting the attention from quantitative aspects (calories needed for sustenance), to the quality and sustainability of the food we eat. The quality of our diets and of the environment are closely linked, because what we eat comes from the Earth and everything we produce and consume has an impact on it.** On this point, in 2003 the United Nations Environment Programme (UNEP) launched a strategy in Kenya aimed at involving the youngest in sustainable activities. TUNZA, the name chosen for this activity, means "treat with care and affection" in Kiswahili. Among the initiatives

carried out, in some schools the watering of one small plant was entrusted to each child. The benefits of such initiatives are multiple and have consequences on the social, economic, nutritional and ecological spheres. The boys and girls involved develop knowledge about topics such as cultivation, harvesting and cooking, and such awareness helps them reduce waste. Furthermore, green spaces in the community increase, CO2 emissions decrease and air quality improves. The availability of local fruits and vegetables at affordable prices also increases, and children boost their physical activity and their sense of community, in addition to feeling proud and satisfied as the products grow (UNEP, 2021a).



# Children's Education

Primary education lay the foundations for lifelong learning and secondary education is a mean to empower young people and prevent drop-out. Educated children and young people will bring benefits to themselves and the society in which they live as adults.

## INDICATORS

17

## Primary net enrollment rate

Total number of students in the theoretical age group for a given level of education enrolled in that level, expressed as a **percentage of the total population in that age group** (Unesco, 2021)

18

## Lower Secondary net enrollment rate

Total number of students in the theoretical age group for a given level of education enrolled in that level, expressed as a **percentage of the total population in that age group** (Unesco, 2021)

## Covid-19 effect



At the peak of the crisis, more than 1.6 billion students in more than 190 countries were not attending any school (Unesco, 2021a), resulting in the most serious interruption of global education ever. School closures and distance learning have amplified pre-existing inequalities, exacerbating gaps in access to education at the expense of those children and youths living in poverty, in rural rather than in urban areas, and of girls rather than boys. For example, **the risk of dropping out of school is higher for girls who are often forced into premature marriages and hence abandon school to financially support the family** (Unicef, 2021a). The crisis has also affected individual skills, so strategies for dealing with learning losses will have to be developed. Unesco (Unesco, 2021a) estimates that more than 100 million children will fall below the minimum level of reading skills because of school closures. If on one hand the prospect is worrying, on the other hand this historical moment should be exploited to reorganize the school system and to offer effective educational support to teachers, who had to cope with distance teaching without time to familiarize with it and often with limited resources.

## INTRODUCTION

Before the outbreak of the pandemic, progress towards inclusive and equitable education for all was proceeding too slowly, with the prospect of having 200 million children still out-of-school in 2030 (UN, 2021c). Nowadays about 258 million children are out of school: 59 million out of primary, 62 million out of lower secondary and 138 million out of upper secondary. More than half of them live in Sub-Saharan Africa (Unesco, 2020a). Enrollment rates for primary and lower secondary are growing slowly but steadily (Unesco, 2021a).

However, for a comprehensive picture of the current educational situation it is necessary to look at attendance and completion rates. Attendance rates, i.e., how many students actually go to a school, have increased very rapidly over the past few years, especially in Sub-Saharan Africa, where school taxes have been abolished. Completion rates indicate how many students reach the final grade (including repeating students). In Sub-Saharan Africa this trend is also increasing, but not at a sufficient pace to achieve universal primary completion within 2030 (Unesco, 2020b).

Over the last 25 years a major improvement in gender educational equality has been registered. In particular, in low-income countries primary and secondary enrollment rates have almost doubled while the primary enrollment gender gap has halved (Unesco, 2020c). **Nevertheless, we are still far from reaching full equality; at this pace, before 2050 it will not be possible to get all girls attending primary school** (ibid.).

Globally,

**1 in 12** primary school-age children,



**1 in 6** lower secondary school-age adolescents and



**1 in 3** upper secondary

school-age youths

**are out of school**



Unesco, 2020a



17

Primary net enrollment rate

(Unesco, 2021)

TOP FIVE COUNTRIES

1	Ireland	100.00
1	Norway	100.00
3	Montenegro	99.99
4	Austria	99.95
4	France	99.95

BOTTOM FIVE COUNTRIES

142	Mali	59.01
143	Niger	58.97
144	Eritrea	52.65
145	Equatorial Guinea	43.48
146	South Sudan	35.21

18

Lower Secondary net enrollment rate

(Unesco, 2021)

TOP FIVE COUNTRIES

1	Kazakhstan	99.98
2	Georgia	99.97
3	Finland	99.93
3	Canada	99.93
5	United Arab Emirates	99.91

BOTTOM FIVE COUNTRIES

120	Mali	47.23
121	South Sudan	44.06
122	Chad	37.77
123	Niger	35.06
124	Tanzania	28.25

DOCA MICHE QUINOQUE and MARIA MARCOS  
Beneficiaries of WeWorld's education project in Mozambique

(Photographs by Stefano Cioni)

Doca Miche Quinoque and Maria Marcos are a teacher and a student who benefit from the projects that WeWorld has been carrying out in Mozambique since 2000, in both emergency and development settings. Some of the WeWorld main strategic axes in the region involve increasing rural populations' resilience in terms of productivity and adaptability to natural disasters and climate change effects, and improving access for the most vulnerable to basic services such as water, health and education.

Doca Miche Quinoque, teacher

"The cyclone destroyed the school in 2019, and as a consequence we had to find a solution to ensure that our children carry on studying, since everything had been destroyed: roof, books, school material. With their parents' help, we built some outdoor shacks to have a space for teaching. I was informed of the cyclone at night, by a colleague who then warned all the other professors. First, we came to the school to save what could be saved, then we took shelter at home. When we returned to the school the morning after, we were faced with a scenario of destruction: roofs blown off and walls, desks, books drenched and damaged. We tried to do our best, pulling what could be saved from the classrooms. The situation at school was already serious due to the cyclone, and then the pandemic arrived. For more than a year the students did not come. At the end of the year, the older pupils were back to school, but we struggled a lot to get all the students back. We called on them one by one at their homes, trying to get them back. It is difficult to face up to the pandemic, the families could not even afford hygiene devices or masks. Time and effort will be needed, but with everybody's help we will make it".



Maria Marcos, student

"When the cyclone arrived, I was at home and as soon as I knew what happened I was very upset, as I like going to school. My favourite subject is maths, because it gives me the ability to make calculations and manage money. When I grow up and I finish my studies I would like to become a teacher and teach others what I have learnt here".



Moving forward... the 2030 Agenda

Despite the digital divide still existing across several countries and within the countries themselves, technology offers endless new opportunities for teaching and learning. In particular, it allows the design of personalized approaches to match every single student's needs. For instance, EkStep Foundation (2021), in India, has created an open digital infrastructure which provides 200 million kids with access to learning opportunities, as well as professional development opportunities for teachers and school administrators. The platform allows access to content that ranges from teaching ma-

terials to explanatory videos, interactive content, stories, practical worksheets and training assessments. This adaptive technology allows you to monitor which content is more frequently and advantageously used, guiding decisions on future contents and making the use of already available resources more effective. **To ensure that more and more students can benefit from technological innovations it is still necessary to deal with the digital divide, taking into account that technology must not take over from face-to-face teaching, but support it.**



# Children's Human Capital

Starting from childhood every child must have the possibility to benefit from the human capital existing in its context, that is the set of knowledge, skills and abilities contributing to the formation of the individual.

## INTRODUCTION

Parents' level of education profoundly affects their children's educational process, health and personal growth. There are still major regional gaps between literacy rates in adults, and therefore in the ability and possibility of parents to create a supportive environment for their children's education. Even though over the last 50 years literacy rates have steadily risen, **there are still 773 million illiterate adults worldwide, of whom 2 out of 3 are women** (Unesco, 2020b). The situation is particularly critical in South-East Asia and in Sub-Saharan Africa. Public policies aimed at promoting education and culture are an essential requirement for training and inclusion of the population under 18 too. The impact of the pandemic on education has been particularly severe: due to the crisis, 2 out of 3 low-income countries have had to curb their budget for public education, versus 1 out of 3 middle and high-income countries (World Bank/Unesco, 2021).

## Covid-19 effect

School closures and the use of distance teaching and learning are a clear example of how parent's cultural and educational level impact on their children's educational course. It is now evident that the pandemic has amplified pre-existing inequalities. Children and youth coming from families in disadvantaged and/or fragile conditions, and with a low level of education, have struggled to keep up with their school mates during online schooling (where it was provided for by governments). This is due partly to the inability to access the digital devices for attending classes, but also to insufficient skills (including digital ones) of parents, who were not able to help them. digital poverty added to economic and educational poverty. **The dire effects of the pandemic will have a long-term impact and will affect children and youth first, but also, the social-economic development of the countries, which really depends on the human capital of their inhabitants. Regarding this, the World Bank (World Bank, 2020a) has estimated that learning losses of millions of children will result in 10 trillion dollars earnings short-fall in their future working lives.**



## INDICATORS

19

### Adult literacy rate

**Percentage of population aged 15 years and over who can both read and write with understanding a short simple statement on his/her everyday life. Generally, 'literacy' also encompasses 'numeracy', the ability to make simple arithmetic calculations** (Unesco, 2021)

#### BOTTOM TEN COUNTRIES

124	Sierra Leone	43.21
125	Afghanistan	43.02
126	Benin	42.36
127	Burkina Faso	41.22
128	Central African Republic	37.40
129	Mali	35.47
130	Niger	35.05
131	South Sudan	34.52
132	Guinea	32.00
133	Chad	22.31

20

### Government expenditure on education

**Percentage of GDP of a country** (Unesco, 2020)

#### TOP FIVE COUNTRIES

1	Norway	7.91
2	Denmark	7.81
3	Sierra Leone	7.70
4	Iceland	7.65
5	Belize	7.56

#### BOTTOM FIVE COUNTRIES

134	Papua New Guinea	1.93
135	Mauritania	1.89
136	Congo, Dem. Rep.	1.45
137	Bangladesh	1.32
138	South Sudan	0.98

Each additional year of  
**education**



boosts a person's

**income by 10%**

and increases a country's

**GDP by 18%**

(Unicef, 2015a)

+10%



+18%

GDP



**SHADIA MUHIDINI and FATUMA CHITANDAI**  
*Beneficiaries of WeWorld's education project in Tanzania*

WeWorld works in Dar Es Salaam in 10 primary schools with a child sponsorship program. The Mtoni Kijichi school is in the Southern part of the town. In our intervention we have built new classrooms equipped with desks and chairs. Moreover, we have restored or built separate latrines for males and females, and delivered school material and uniforms. A "Child Club" has been set up, to make children aware of their rights, through play and activities (acting, singing etc.). Art-therapy workshops are held to involve the most fragile children and help them express what they feel, which is especially useful in cases of abuse or domestic violence.

**Shadia Muhidini, Mtoni Kijichi Primary School**

*"I am Shadia Muhidi, I am 13 years old and I live in Mwanamtoti with my granny. My father is dead and my mother lives in Kawe. I study at Mtoni Kijichi primary school. It takes me 30 minutes to get to school. At school we study a lot of subjects: English, maths, Kiswahili, social studies, but we also have activities for vocational skills and civic education. My favourite subject is maths. I like school also because there are my friends Khadija and Shelter, and my teacher Kaleje, my favourite one. During lockdown I helped my grandma with the housework, for example I used to wash utensils and clothes or clean the floor. I missed school. My dream is to become a doctor one day. I would like to thank WeWorld which has supported me and my family, has allowed granny to start her own business and provided her with a sewing machine. Now she is able to fulfill my basic needs and other school necessities I might have."*

**Fatuma Chitanda, Grandmother**

*"I am Fatuma Ally Chitanda, I am 67 years old and I live in Mbagala Mwanamtoti. I am a widow. My husband died a long time ago and I live with my grandchildren, including Shadia. Shadia's father is dead too, so she lives with me and I look after her. Six of us live in our single household. I do not have a specific livelihood nor my own business, especially because of my age. I used to make do with some occasional gigs, but due to the current situation going around to earn a little money is almost impossible. I am not strong enough anymore to walk for long... We manage to eat something when God blesses my children. I do not frequently do mat weaving anymore, in the hope of selling, but usually only when I know that there is a client asking for it. Business is not good. Even though I have a sewing machine, I do not use it enough to make a living. When God endows me little, we do eat and when my son earns little from his labor, we do eat. When I wake up in the morning I clean, tidy the house, go to local mini-shops to get something to eat and cook. I thank God as Shadia washes utensils, fetches water, washes clothes and attends two schools: Mtoni Kijichi primary school and Madrassa (college for Islamic instruction). But I struggle to give her pocket money every day. I manage to give her something every now and then, but usually she goes to school skint. I am very proud of Shadia. We help each other. She does her homework and encourages me to believe that my and her hopes will come true. I love education. I insisted with her not to drop out of school, to study and not to forget what she has learnt. My dream for Shadia is for her to continue with her education, pass her exams, carry on well and all her plans to be fulfilled. I love education, I truly love education."*



**Moving forward...  
the 2030 Agenda**



Investing in children's health and education is necessary to increase the stock of human capital. In the past, investments addressed to children's health and education have had the highest marginal value of all public investments, with benefits exceeding on average by 5 times the cost for the government (Hendren N., Sprung-Keyser B, 2020). Singapore is a striking example of this.

Part of the country's strategy has been to make primary education universal, focusing on the quality of teaching and the endorsement of STEM subjects. In 1960, Singapore showed the same literacy levels as low-middle income economies at that time, while in 2018 it had a rate of 95% for women and 98% for men, like the most developed economies (Unesco, 2021b).

**Besides being a necessary form of social and intergenerational justice, investing in education is a prudent and forward-looking strategy that governments and institutions should implement as soon as possible.**

**SUSTAINABLE  
DEVELOPMENT  
GOALS**





# Children's Economic Capital

Children growing up in a prosperous family context can study and invest in their lifelong education, have economic resources for extracurricular activities (which in turn contribute to the development of social, educational, sport skills, etc.), receive adequate nutrition and medical care, have useful resources for their overall development.

## INDICATORS

21

## Unemployment rate

**Percentage of total labour force** that is without work but available for and seeking employment (ILO, 2020)

22

## GDP per capita (current US\$)

**GDP per capita**, expressed in current **U.S. dollars** (World Bank, 2020)

## INTRODUCTION

A stable and remunerative job represents one of the safest tools for escaping poverty: over the last few years, increased income from work has resulted in decreased global poverty by 40% (World Bank, 2020b). Not by chance, one of the objectives of the 2030 Agenda is that of guaranteeing full and productive employment and decent work for all (SDG8), supporting sustainable economic growth, aimed, above all, at eradicating global poverty (SDG1). Besides that, since in low-income countries more than 90% of people are self-employed or informal wage-workers, the urgent challenge is to adopt social protection, fiscal and employment policies, to ensure stable and remunerative jobs. This is even more true considering the goal to eradicate intragenerational poverty and the multidimensional nature of child poverty: children do not produce income and can only rely on adults to satisfy their needs. **As of today, the phenomenon reaches a worrying level of intensity: almost one billion children are “multidimensionally poor”<sup>19</sup>** (Unicef, 2020f).

<sup>19</sup> “Multidimensional poverty” refers to a situation that goes beyond the monetary dimension, since it captures non-income aspects of poverty such as malnutrition, bad health and poor living conditions faced by children. Hence, children are considered multidimensionally poor when they suffer the deprivation of access to basic resources, such as clean drinking water, child nourishment, basic education and health care.

## Moving forward... the 2030 Agenda



In Indonesia, the *Impact of Covid-19 on Child Poverty and Mobility* (2020) analysis, conducted by Unicef in collaboration with the Indonesian Agency for Fiscal Policies, shows the specific impact of the pandemic on children and adolescents, focusing on the reduction of family income and on the inability of families to improve their economic status (Unicef and Fiscal Policy Agency of Indonesia, 2021). To face the emergency, the Indonesian government has put in place a fiscal aid package for supporting low-income families in times of crisis. **The extension of emergency programs and the doubling of annual governmental expenditure for social protection programs have contributed to preventing poverty for 1.3 million children in 2020.** For example, the UCT Non-Jabodetabek unconditional money transfer plan, enacted outside the metropolitan area of Jakarta, has involved 9 million families, which were not enrolled in other social programs, from April to December 2020. The BLT Dana Desa, another unconditional financing plan for rural areas, in the same period has covered 11 million families. This has resulted in an overall reduction of the average child poverty rate by 11%.

## Covid-19 effect



According to the 2021 UN *Financing for Sustainable Development Report*, the global economy is undergoing the worst recession of the last 90 years, which is disproportionately affecting the most vulnerable social groups. It is estimated that 114 million people have lost their job and almost 120 million have dropped back below the extreme poverty line (less than 1.90\$ a day). In addition, the pandemic has further worsened pre-existing inequalities between countries and between social groups (UNDESA, 2021). According to forecasts, **global unemployment is expected to affect 205 million people in 2022, far exceeding the 187 million in 2019, leading to a sharp drop in income from work and a corresponding rise in poverty** (ILO, 2021a). During the pandemic, which has highlighted further inadequacies in childcare and vulnerability of this sector worldwide, many parents have struggled not only to support their children, but also to balance work responsibilities with quality of care for them. This has made the need for investments in childcare even clearer (World Bank, 2021d).

SUSTAINABLE  
DEVELOPMENT  
GOALS

**21** **Unemployment rate**  
(ILO, 2020)

TOP FIVE COUNTRIES	
1	Cambodia 0.30
2	Niger 0.70
3	Burundi 0.80
3	Solomon Islands 0.80
5	Lao PDR 1.00
BOTTOM FIVE COUNTRIES	
171	Gabon 20.50
172	Swaziland 23.40
173	Lesotho 24.60
174	Palestine 27.40
175	South Africa 28.70

**22** **GDP per capita (current US\$)**  
(World Bank, 2020)

TOP FIVE COUNTRIES	
1	Luxembourg 114,685.17
2	Switzerland 81,989.44
3	Ireland 78,778.99
4	Norway 75,419.63
5	Iceland 67,084.08
BOTTOM FIVE COUNTRIES	
166	Mozambique 503.57
167	Central African Republic 467.90
168	Sudan 441.50
169	Malawi 411.55
170	Burundi 261.24

From the beginning of the pandemic,  
**150 million children** have  
fallen into **poverty**  
and the rate of  
**“multidimensionally  
poor” children**  
has risen by **15%**

(Unicef, 2020g)



THE VOICE OF

**DAVID STEWART**

Co-Chair: Global Coalition to End Child Poverty Chief, Child poverty and social protection, Unicef, NY, U.S.A.



Before Covid-19 hit, children already faced a precarious situation. They were twice as likely to live in poverty as adults, and almost a billion children were struggling to thrive on under \$3.20 a day. The impacts of these economic hardships are devastating and often life-long, directly affecting children’s ability to receive a quality education, access quality health care or have balanced diets. Covid-19 has made a bad situation worse. While children have so far been largely spared the direct health impacts of the pandemic, they have been heavily affected through impacts on their families and been among the hardest hit by the socioeconomic impacts. Global Coalition partners Unicef and Save the Children estimate that an additional 150 million children fell into monetary poverty in 2020 alone, and we know the repercussions of the pandemic are continuing to play out. What is happening to children today is simply a window into tomorrow. And so, we face a crucial inflection point, how we respond now will determine the paths of this generation of children and our collective future.

While the challenges are pressing, what is encouraging is how much we know about what needs to be done and how quickly changes can be made. Experience suggests three areas of urgent action.

First, we need routine measurement and reporting of child poverty in every country in the world. While we have an understanding of what is happening globally, paradoxically only around 50 countries are routinely collecting and reporting this information as part of SDG reporting. Technically measuring child poverty is not difficult, and how can we fight child poverty effectively if we can’t see it?

Second, is the urgent need to scale up social protection. Despite the clear evidence that social protection has positive impacts on family income as well as improving access to health and education and food security, 2 out of 3 children have no access to a child or family benefit at all. However, the pandemic has demonstrated beyond doubt that rapid scaling up is possible: over 200 countries rapidly increased their social protection programming in response to Covid-19. These responses need to be both sustained and scaled up to meet the challenges of the moment. Progressing rapidly to universal child benefits is a transformative and affordable approach. And countries as diverse as the United States, Mongolia and South Africa are showing how to reach large numbers of children through high coverage programs.

Finally, no discussion of child poverty is complete without considering the climate crisis. With more shocks and crises to come, social protection systems that are ready to respond to climatic events will be more important than ever. Climate change also underlines how strong our obligation is to address child poverty. Hopefully we will see accelerating action to address climate change, but we also have to recognize we are already leaving global challenges greater than we’ve faced before to the next generation. By building universal social protection systems children have a chance to grow up free from poverty, to reach their full potential and be as prepared as possible to face the challenges they are being left.

# Violence against Children

Violence against children can be committed in different ways and contexts. Abuse can be physical, psychological or sexual. It can occur both in and outside of the family, and have serious immediate and long-term consequences on children. It affects children's physical, psychological, emotional, behavioural and relational development and causes damage to their growth.

## INDICATORS

23

## Children aged 5-17 involved in child labour

Percentage of the total number of children aged 5-17 per country  
(Unicef, 2019)

24

## Adolescent fertility rate

Number of births per 1,000 women aged 15-19  
(World Bank, 2020)

## INTRODUCTION

Violence against children, regardless of the physical, psychological or sexual nature it may take on, causes serious and potentially lifelong consequences: physical injuries, sexually transmitted infections, anxiety, depression and early pregnancies (Unicef, 2020h). ILO has designated 2021 as the “International Year for the Elimination of Child Labour”, aimed at fostering legal and practical actions for eradicating this particular form of violence worldwide. Nevertheless, child labour is still widespread. On a par with child labour, early marriages and frequent subsequent adolescent pregnancies constitute a violation of girls' rights. Girls offered as brides who become mothers prematurely are very likely to abandon their studies and even more likely to be subject to domestic violence in the future. They will be disadvantaged on the labour market, if and when they enter it, and will usually obtain economic outcomes lower than those of their non married peers. This will have a major impact on their children, paving the way to an intergenerational poverty circle (Unicef, 2021b). Moreover, early pregnancies entail other health risks both for adolescents and babies.

## Covid-19 effect



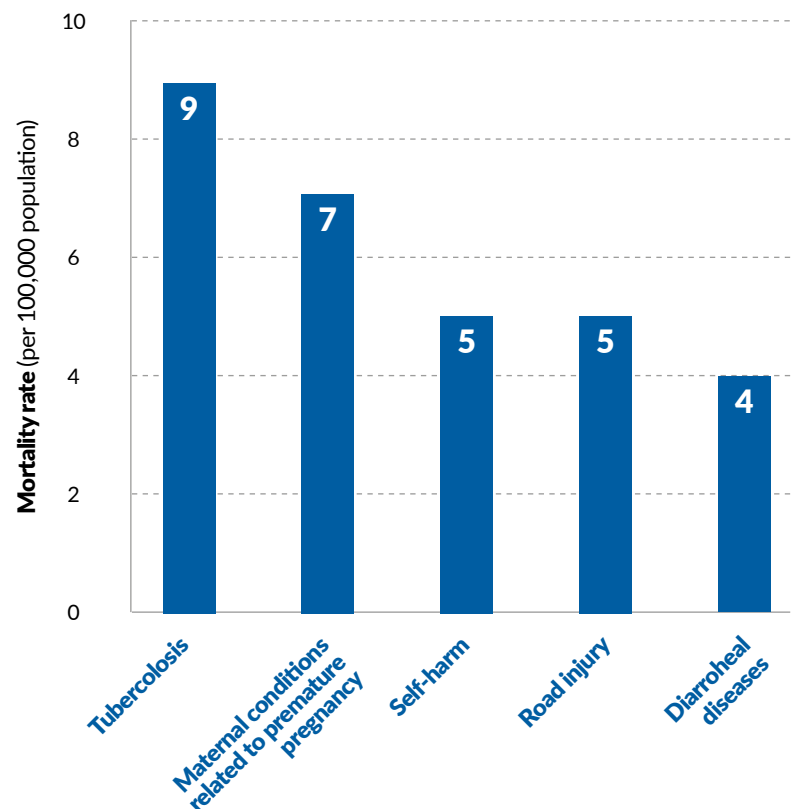
As underlined by the General Secretariat of the United Nations, the pandemic is rapidly turning into a “wider child rights crisis” (ILO and Unicef, 2021). Stress factors related to Covid-19 and the measures taken to contain the pandemic are weakening the first line of defence and protection that a family ought to represent. These measures indeed have upset the formal and informal protection systems that usually identify and respond to risks for children's safety and health (Unicef and WHO, 2020). Worldwide, peaks in calls to help lines for abuses on children and violence from intimate partners have been registered, as well as a decrease in the number of reports of abuse addressed to underage protection systems. Furthermore, due to a greater use of Internet, cases of cyberbullying, soliciting and sexual exploitation have increased (WHO, 2020b). Lastly, the employment crisis and school closures have forced low-income families to fall back on child labour or forced marriages as a coping mechanism (ILO and Unicef, 2021). **Due to Covid-19, child labour could increase by 8.9 million cases by the end of 2022, and more than half of these would involve children between 5 and 11 years old** (ILO and Unicef, 2021).



## Top 5 causes of mortality among girls aged 15-19

For adolescent girls, pregnancy is one of the five main causes of death or serious disabilities. **All these phenomena, along with child trafficking, may be further fuelled by climate change** (see the Focus)

(Unicef, 2021c)





23

### Children aged 5-17 involved in child labour

(Unicef, 2019)

BOTTOM TEN COUNTRIES		
94	Niger	34.40
95	Haiti	35.50
96	Guinea-Bissau	36.20
97	Mali	37.09
98	Sierra Leone	38.80
99	Cameroon	38.90
100	Chad	38.95
101	Benin	41.30
102	Burkina Faso	42.00
103	Ethiopia	48.56

24

### Adolescent fertility rate

(World Bank, 2020)

TOP FIVE COUNTRIES		
1	Korea, Dem. Rep.	0.28
2	Korea, Rep.	1.26
3	Switzerland	2.52
4	Singapore	3.49
5	Slovenia	3.52

BOTTOM FIVE COUNTRIES		
172	Angola	145.39
173	Equatorial Guinea	151.28
174	Chad	154.73
175	Mali	164.60
176	Niger	180.48

SUSTAINABLE  
DEVELOPMENT  
GOALS



THE VOICES OF

### AGNES JOHN and THERESIA MASOLELA

Beneficiaries of WeWorld's project in Tanzania



WeWorld's constant commitment in Tanzania results in the KIWOHEDE Bunju Center, a centre set up in 2003 supporting children and youth from several regions of Tanzania. The Bunju Center sustains and supports girls and boys who work as servants, children from poor families, victims of trafficking and/or forced into prostitution, forced brides, young mothers, girls subjected to genital mutilations and children who fled their home because of physical, psychological and sexual violence.

#### Agnes John

"My name is Agnes. I come from Dodoma region. I was subjected to trafficking in Dar Es Salaam in 2017 as a servant. My employer started exploiting me, until the organization Good Samaritan took me to the police station where I explained exactly what had happened and my employer was arrested. The police took me to social assistance officers in Kidondoni and then to KIWOHEDE, which provided me with shelter and enrolled me in the centre's professional education courses, where I learnt how to sew. I thank KIWOHEDE for these skills as I have never attended any primary education. I thank all the people who helped me and I advise other street children to find KIWOHEDE, and parents too. KIWOHEDE is here for everybody. The other girls should understand that once they have a chance, it is not to be ignored. Me for example: I have not even gone to primary school, but it is going well. They must exploit their chance to fulfil their dreams. Education should be free for everybody, and once they have received this education, they should help others who are in need, and not leave them behind with nothing, while they have succeeded."

#### Theresia Masolela

"My name is Theresia, I am 14 and I have been subjected to trafficking by a woman from Mtambalili village, with the promise to my mother that they would send me to school, but once I arrived in the town I was forced to work as a servant for nearly three years without any pay. I worked for several employers until the organization Good Samaritan saved me, accompanying me to the police and to KIWOHEDE Bunju Center, which has offered me shelter, advice, psychological support and has provided for my needs. At the moment I am studying tailoring at the centre."

## Moving forward... the 2030 Agenda

The ODHIKAR project, started in Bangladesh in 2019 by ChildFund Korea in association with Eco Social Development Organization and Educo, a Spanish NGO, which is also member of ChildFund Alliance, represents a good example of the fight against child labour (ChildFund Alliance, 2021). More specifically, Educo has funded three schools which provide basic education in shanty towns of Dhaka city, where a high number of children is employed in the domestic and transport sectors. A community-based approach, aimed at parent education has been adopted: community committees for child labour surveillance have been set up, composed of reli-

gious and community leaders, teachers, employers and social assistants, to motivate parents, employers and children to leave and/or not to take on dangerous work. Monthly meetings have been held to induce parents to withdraw their children from work: they underline, on one hand, how important education is and, on the other hand, how negative the impact of child labour is on children. **By June 2021, two years after the start of the project, 50% of the targeted children has left work and enrolled in traditional institutes, and some of them have benefited from technical and professional training.**



# Women's Health

Every day about 800 women die in the world for pregnancy-related causes and the great majority of deaths could be avoided. Women who are not able to protect themselves also struggle to look after their children, with the risk that infant mortality will not stop.

## INDICATORS

25

## Maternal mortality ratio

Number of women died per year during pregnancy, or within 42 days after the end of the pregnancy, **per 100,000 live births**. The death must be due to some causes related to or aggravated by the pregnancy or the relating treatment (WHO, 2019)

26

## Life expectancy at birth female

**The number of years** a newborn girl would live if prevailing patterns of mortality at the time of her birth were to stay the same throughout her lifetime (World Bank, 2020)

## INTRODUCTION

Even though the international community has asserted its commitment to achieving SDG3, aimed at promoting and ensuring health and wellbeing for everybody, we are still far from that goal. The maternal mortality rate continues to be extremely high: **the most recent data indicates that nearly 295,000 women died during pregnancy or after delivery and 86% of them are from Southern Asia and Sub-Saharan Africa** (WHO, 2019a). At the same time, the gap in the mortality rate between low-income and high-income countries (see infographic) prevents the achievement of SDG10, which aims to eradicate inequalities between countries and within them (ibid.). One cause of the high maternal mortality rate is the large number of unwanted pregnancies that, in developing countries, reach 10 million a year (for girls between 15 and 19). Another factor in maternal mortality - and also of chronic pathologies, complications during labour and delivery, and long-term health problems - **are illegal abortions, which account for 4 of the 5.6 million carried out** (WHO, 2020c). But even the unborn's health is at risk, as the odds of premature delivery and being underweight at birth are on the increase. Women's right to health is further infringed on by other factors, including female genital mutilation, which, if it continues at the current rate, will affect 4.6 million young women every year from now to 2030. Also, the spread of HIV virus and of AIDS remain the primary cause of death for women aged 25 to 49 (UNAIDS, 2021).

SUSTAINABLE DEVELOPMENT GOALS



## Moving forward... the 2030 Agenda



Long term investments in health systems and primary assistance may partly remedy the devastating effects of the pandemic, helping to put in place a resilient system which offers essential health services to women whenever they need them. The WHO Reproductive Health Strategy, launched in Thailand from 2017 to 2021, aimed at guaranteeing the achievement of the health assistance objective fixed by the United Nations in 2019, has enabled Thai health services to avoid systemic deficiencies, despite the pandemic. Essential health and assistance services have been guaranteed to women, in some cases even at a higher level than the pre-Covid 19 period. Health care and prevention services have been widened thanks to more funding: counselling for mammography and pap smear tests, for example, are now available in all health facilities. As confirmed by the Monitoring System of the Thai National Health Security Agency, the coverage of the standard anti-retroviral therapy (ART) for women affected by HIV increased by 85% in 2019, by 88.5 % in 2020, and also the quarterly average coverage of screening for cervical cancer passed from 38.7% to 39.7% in 2020 (WHO, 2020d).

## Covid-19 effect



The pandemic has had a strong impact on women's health, especially on their reproductive rights. During lockdowns, the emergency has made access to legal and safe abortion centres more difficult. The reduction of resources earmarked for the provision of health services for maternal health, and for women's reproductive rights, has led to a rise in the adolescent maternity rate and in contracting HIV and other sexually transmitted diseases. But on the contrary, it is vital that such services are provided regularly, above all to prevent the risk of virus transmission to the babies (UN Women, 2020b). In 2020, in South America and the Caribbean, 18 million women could not get regular access to modern contraception methods because of the pandemic (Human Rights Watch, 2021). **Starting from April 2019, the number of unwanted pregnancies has risen worldwide, reaching 1.4 million, due to the interruption of family planning services, which has affected 12 million women** (UNFPA, 2021).

**25** **Maternal mortality ratio**  
(WHO, 2019)

TOP FIVE COUNTRIES	
1	Belarus 2
1	Italy 2
1	Norway 2
1	Poland 2
5	Czech Republic* 3

\*In the 5th position there are also Finland, Greece, Israel and United Arab Emirates

BOTTOM FIVE COUNTRIES	
171	Somalia* 829
173	Nigeria 917
174	Sierra Leone 1120
175	Chad 1140
176	South Sudan 1150

\*In the 171st position there is also the Central African Republic

**26** **Life expectancy at birth female**  
(World Bank, 2020)

TOP FIVE COUNTRIES	
1	Japan 87.45
2	Korea, Rep. 86.30
3	Spain 86.20
4	Singapore 85.70
5	France* 85.60

\*In the 5th position there is also Switzerland

BOTTOM FIVE COUNTRIES	
172	Lesotho 57.58
173	Chad 55.66
174	Nigeria 55.61
175	Central African Republic 55.51
176	Sierra Leone 55.49

The **maternal mortality rate** in **low-income countries** is **462** per 100,000 births; in **high-income countries** it is **11** per 100,000 births  
(WHO, 2019b)



THE VOICE OF

**ETIENNE MUGULA**  
Health coordinator in  
WeWorld's project in Burundi



In Burundi, poverty and socio-economic instability are among the factors that determine food insecurity. The main battle is that against chronic malnutrition, which affects 6 out of 10 children under 5, and that we fight every day, not only by strengthening the resilience of the most vulnerable populations, but also by accompanying and assisting pregnant women from the moment of conception up to 2 years of age of their children. The biggest problem for children is access to health. In 2006 the Government had decreed free health services for under 18s, pregnant and breastfeeding women, but the implementation of the policy clashed with the complex reality of the country, making it difficult to access health services which in any case remain addressed exclusively to citizens and not to refugees or asylum seekers. These, in fact, are not integrated within the national health system. This is why we have decided to guarantee medical assistance, nutritional support and psychosocial support to the victims of gender-based violence. We guarantee medical screening for all Burundian refugees and returnees upon arrival (around 4,000 every week), nutritional screening and preventive therapy for all children under 5 and pregnant or lactating women, as well as the distribution of kits containing antiretroviral drugs, pregnancy tests and drugs for treating sexually transmitted diseases in victims of violence. Here, in fact, many women live in poverty and suffer serious violations of their rights. Although Burundi has made a commitment to reduce these inequalities, culture does not facilitate the path to gender equality. Fortunately, the 5 refugee camps - which house over 50,000 people - have not been severely affected by the pandemic in recent months, which has seen very few isolated cases. However, Covid-19 has led people to avoid health centers out of fear. The awareness-raising activities and the creation of a reception triage and isolation wards, however, convinced people to return. Nevertheless, the fear remains, and if before a temperature used to be a clear sign of malaria, now we immediately think of Covid. More than health, however, I think that Covid-19 in Burundi will mainly impact the country's economy, and, in part, this is already apparent. Borders have been closed for about 10 months, limiting business. This will certainly affect the population's access to health, especially impacting those suffering from chronic diseases and the most vulnerable. However, I believe that Covid-19 will leave one positive impact: hygiene. In all premises cleaning interventions have multiplied and what has now become a routine I'm sure is here to stay even beyond Covid.



# Women's Education

By now, it is well-known that the education of women positively affects economic and social fields. Educated women are more informed about their own and their children's health, are more able to defend themselves against discrimination and are more aware of the importance of education to participate in the labour market and in the social, and political life. For all these reasons, educated women contribute to the improvement of living conditions of the whole society.

## INDICATORS

27

## Adult female literacy rate

Percentage of female ages 15 and above who can both read and write, with understanding, a short simple statement about their everyday life (Unesco, 2020)

28

## Percentage of female graduates from tertiary education

Percentage of the total number of graduates (Unesco, 2019)

## INTRODUCTION

The achievement of gender equality in education would have a diffuse economic and social impact: an educated woman is more likely to fulfil her potential over her lifetime, to get a good and well-paid job, and to ensure a good state of health, nutrition and education for her children, thus contributing to the economic growth and well-being of society (Unesco, 2021c). Gender inequality is still deeply rooted not only in relation to access to education, but also within some academic sectors and some highly man-dominated professions, such as that of ICTs (Information and Technologies) and STEM (Science, Technology, Engineering and Mathematics). In fact, only 33% of academic researchers are women, even though they account for 55% of Master students and 44% of those enrolled in PhD programs (UN Women, 2021e). However, in some regions, like the Middle East and North Africa, the percentage of graduate women in scientific subjects is higher than that of Western countries, because this academic target and the resulting employment in the STEM sector are perceived as a form of emancipation from a formally and substantially patriarchal culture. Paradoxically, in Western countries where formal equality is higher, women seem to be held back by cultural stereotypes that identify them as unsuitable for those subjects (Unesco, 2020d).

## Moving forward... the 2030 Agenda



In 2020, the World Bank published a study intitled *Girls' Education, gender equality and the role of civil society*, which examines the impact of gender inequality within the educational sector (World Bank, 2020c). The study is a framework for governments, stimulating their collaboration with NGOs to share best practices, in order to reach gender equality and improve educational opportunities for girls and young women. The main steps proposed by the World Bank to boost school attendance and guarantee real opportunities for women and girls to study concern: accessibility of schools (including transport and accommodation), their safety in terms of prevention and contrast of violence against women, education affordability and creation of second chance programs for those who cannot stay in school, for example due to pregnancy. **It has been estimated that the achievement of gender equality in education, along with gender equality in wages, may generate a gender dividend equal to 172 trillion dollars in terms of higher future earnings for women.**

## Covid-19 effect



School closures during the pandemic have led to a rise in women's and girls' non-paid domestic and care work, limiting the time they can use to learn outside working hours. Moreover, the "digital gender gap", which exists even in settings with high mobile phone and Internet coverage, caused a further reduction of female access to ICTs, reducing their learning chances (Unesco, 2020d). A noteworthy particular case regards women employed in the academic and scientific research sectors: because of lockdown periods, women have been disproportionately affected compared to male colleagues. Having had to take on more responsibilities for assistance and care of the home and children, **the percentage of research publications by women in the STEM sector dropped from 35.9% in December 2019 to 20.2% in April 2020 (ORWH, 2021).**

SUSTAINABLE DEVELOPMENT GOALS



**27** **Adult female literacy rate**  
(Unesco, 2020)

BOTTOM TEN COUNTRIES		
120	Burkina Faso	32.68
121	Benin	31.07
122	Guinea-Bissau	30.77
123	Afghanistan	29.80
124	South Sudan	28.86
125	Niger	26.64
126	Central African Republic	25.75
127	Mali	25.73
128	Guinea	21.96
129	Chad	13.96

**28** **Percentage of female graduates from tertiary education**  
(Unesco, 2019)

TOP FIVE COUNTRIES		
1	Maldives	68.86
2	Qatar	67.35
3	Namibia	66.81
4	Myanmar	65.97
5	Dominican Republic	65.80


  

BOTTOM FIVE COUNTRIES		
123	Niger	32.29
124	Mauritania	29.61
125	Burundi	28.38
126	Bangladesh	28.00
127	Afghanistan	23.55




Worldwide,  
**515 million women**  
**lack basic reading skills**  
and account for **2/3 of all**  
**illiterate adults**

(Unesco, 2021d)



In more than 2/3 of countries worldwide,  
the **percentage of women**  
**studying engineering**  
**or ICTs is below 25%**

(Unesco, 2020e)



**NAFLA**

Beneficiary of WeWorld's humanitarian project in Lebanon

Nafila, born in Syria, is one of the 1.5 million Syrian refugees who have emigrated to Lebanon. With her two children, she lives in informal settlements on private land where it is prohibited to have any permanent structures or equipment. Along with other 75,000 women, she is one of the beneficiaries of the WeWorld program in Lebanon, aimed at providing assistance to Syrian refugees living in informal settlements by helping them meet their basic needs and access essential services.

*"The most valuable memento I brought with me from Syria is my university degree. Thanks to that certificate I can now work here as a volunteer. Everyone who knows me, also knows that I am a strong woman. I have always been ambitious. I began teaching when my eldest son was just 40 days old, I picked him up and went out to teach. When I was pregnant with my second child, I took my first child to work with me. At the start of the Syrian crisis, it got difficult to go into town to collect my wages, so I worked for a whole year without getting paid. It saddens me that my children do not go to school. I try my best to give them a basic education at home, but they cannot reach the levels they would at school. There are many children who are not going to school in this camp, but not all women think like me. They are just focused on coping with the life they are living now. Some teenagers here can't read or write but they adapt to the situation and do not complain. But, because I was a teacher, I think that my children should have access to education. Not going to school compromises their future. Life for women here is not easy; some are marginalized, others are considered inferior just because they live in a community made up mainly of men. For example, men are paid 15,000 Lebanese pounds a day while women are paid 8,000 pounds a day even if they do the same job and work the same hours. This depends a lot on the culture and mentality that people have grown up with. I truly hope and pray that I won't be here in ten years' time; I want to find a better job for my own sake and that of my children".*



Photograph by Francesca Volpi

# Women's Economic Opportunities

Encouraging women's participation in the labour market enables them to be powerful, to make independent choices and invest in the improvement of their own living conditions. Moreover, it is now well-known that women's contribution to the economic growth of their own country certainly improves the economic conditions of the country itself.

## INDICATORS

29

## Female unemployment rate

*Share of the labor force that is without work but available for and seeking employment (ILO, 2021)*

30

## Earned income (female to male ratio)

*Ratio between female earned income and male earned income (estimates) (World Economic Forum, 2021)*


## INTRODUCTION

At global level, the female unemployment rate is stable compared to previous years, attesting itself to 6.4% (ILOSTAT, 2021a). Nevertheless, the quality of female employment is still lower than that of men. In fact, **women tend to be employed in jobs and to be head of enterprises in less productive sectors, to have part-time jobs or occasional gigs, with fewer chances of career advancement compared to men** (World Bank, 2017). Besides much female employment is concentrated in the informal economy (UN Women, 2021e): jobs without any safeguards or social protection (health assistance, sick pay, etc.), which can exacerbate the vulnerable conditions of women and their children (see info-graph). Women's economic opportunities are limited, and their participation in the labour market discouraged, among other things, by social norms and cultural stereotypes still deeply rooted, which see them as main caregivers. This is so true that the female inactivity rate (which is the percentage of women who do not have a job and/or have given up seeking one) is 53.1 % at global level, twice as much as men (26.8%) (ILO, 2021a). Even at the retribution level major inequalities persist. The wage gap (ratio between women's salary and men's salary in the same position) is still around 37% (World Economic Forum, 2021a). Moreover, many women still struggle to access top positions (the so-called "glass ceiling"). In 20 developing countries the managerial divide between men and women is still more than 80%, and even in more developed countries equality has not yet been reached (ibid.).

## Moving forward... the 2030 Agenda



For women and men to be able to participate equally in the labour market, a redistribution of domestic and care work is necessary between all responsible players involved. In Canada, the Québec's early learning system is the best example of the benefits that come from an affordable and well-managed child assistance programme. When in 1997 the Québec Educational Childcare Act was set up, the female labor force participation rate in the region was 4 points less than anywhere else in Canada. Nowadays it is four points above, and the women from Québec with children under 3 register some of the highest employment rates in the world (Department of Finance Canada, 2021). The Canadian Minister of International Development has declared that the number of women entering the labour market has produced sufficient public income to "pay back" the childhood assistance system (Gould, 2021). Even more important, girls and boys are followed from their earliest years, creating a generation of engaged and well-prepared young students without leaving anybody behind.



**In 2019, young women were more than twice as likely as young men to be jobless and not to follow education or training (NEET)**

(ILO, 2021a)

SUSTAINABLE DEVELOPMENT GOALS





29

**Female unemployment rate**

(ILO, 2021)

**TOP FIVE COUNTRIES**

1	Cambodia	0.16
2	Niger	0.37
3	Qatar	0.41
4	Lao PDR	0.56
5	Myanmar	0.58

**BOTTOM FIVE COUNTRIES**

171	Lesotho	28.12
172	Sudan	28.81
173	South Africa	30.50
174	Iraq	30.59
175	Palestine	41.13

30

**Earned income  
(female to male ratio)**

(World Economic Forum, 2021)

**TOP FIVE COUNTRIES**

1	Burundi	1
1	Liberia	1
1	Timor-Leste	1
4	Lao PDR	0.97
4	Zambia	0.97

**BOTTOM FIVE COUNTRIES**

150	Iran	0.18
151	Pakistan	0.16
152	Afghanistan	0.13
153	Iraq	0.11
154	Yemen	0.06

THE VOICE OF

**SUNITA***Worker in the Agro Pontino Valley, Italy*

Photograph by Vincenzo Montefinese



Sunita, Indian day labourer, 32 years old. Sunita has been living for 10 years in Latina province, together with her 9-year-old son. For short periods of time, she lived in France and Germany. She was interviewed by the sociologist Marco Omizzolo, Researcher for Eurispes and Professor at La Sapienza di Roma during the study "Labour exploitation of migrant women: the case of Agro Pontino in Italy" carried out for WeWorld in the frame of the project "#GoEathics: European youth stands up for sustainable food supply chains that respect migrant workers' rights and reduce climate change, hunger and poverty as key drivers of migration".

*"I left Punjab for work. My family was going through a very tough time. My father had sold a piece of land to pay for important surgery which fortunately went well. In India the Health System is private and very expensive, above all when it comes to delicate operations. We had to sell our land and we found ourselves penniless and with no land. Being a family of farmers, we had no other choice but getting some of our family members to emigrate. My older brother set out first for England, and then I left for Latina. We both got help from a family friend, who provided us all the documents, including the flight ticket. It was this friend of ours who chose the destination, not us. He chose Italy for me, that for me and my family was fine. What interested us was only to make some money to make a decent living. For sure, for our family this was an additional impoverishment as we did not have money to pay this friend for what he was doing for us, and we got into debt with him. We did not pay him straight away, but me and my brother send him money every month to pay off our debt. We have done so for nearly 5 years. We fixed the sum ourselves, according to what we could afford. Every now and then I gave him 100 euros, sometimes 200 or 250, no more, because even in Italy I worked as a day-labourer and did not earn much. Today I live in Latina province, and work with a fixed-term contract in a big local company. I work this way for nearly 6 months a year, then for two months I moonlight, and for the rest I stay at home. I have a son. Life is not easy for a woman with a son and without a husband in a foreign country, working as a fixed-term contract day-labourer. It is not only a matter of money. People see you as a foreign woman, alone with a child, and think that you are easily available, open to any occasional meeting, inclined to everything. On the contrary, I try to be serious and think of my son, and not to listen to such voices."*

**Covid-19 effect**

**The impact of the pandemic on the labour market has had more severe consequences for women than for men from many points of view.** Women are employed in higher percentages in sectors that were most affected by closures, so they have undergone both higher unemployment rates and greater difficulties in getting back into the labour market<sup>20</sup> (World Economic Forum, 2021a). Overall, the percentage of women who have lost their job due to the pandemic is 5% versus 3.9% of men (ILO, 2021a)<sup>21</sup>.

Among those women who have carried on working during the pandemic, many have reduced their

working time more than men, and a few have stood down from promotions and leadership roles to look after their family. This is particularly alarming as women's reintegration after a working gap may lead to a role drop (ILO, 2021a). School closures have intensified parents care' responsibilities.

Even though there are indications that men have contributed more than in the pre-pandemic time, these responsibilities still fall disproportionately on women's shoulders (World Economic Forum, 2021a). **The lack of childhood assistance systems continues to be an important limiting factor for female participation in the labour market at equal terms, and the pandemic has turned the spotlight on this need.**



20 The indicator 29 shows the situation before Covid-19, so it cannot highlight the reported rise of female unemployment due to the pandemic. More recent data, for all the countries taken into account by WeWorld Index, were not available at the time of the collection.

21 Even if, in absolute terms, 64 million women and 80 million men have lost their jobs, the relative impact is bigger for women as they participate less in the labour market.

# Women's Political Participation

Promoting women's participation in decision-making processes has overall positive effects on societies. If women have more power in politics, governments will take charge of policies in favor of women, children, adolescents and families. When women are elected in Parliament, they tend to promote laws more oriented to the interests of the community, thanks to their direct local involvement.

31

## Percentage of women in national parliaments (seats)

Number of seats allocated to women in the lower or single House of Parliament, expressed as the percentage of the total number of Parliamentary seats (IPU, 2021)

TOP FIVE COUNTRIES		
1	Rwanda	61.30
2	Cuba	53.40
3	United Arab Emirates	50.00
4	New Zealand	48.30
5	Mexico	48.20
BOTTOM FIVE COUNTRIES		
168	Kuwait	1.50
169	Micronesia	0.00
169	Papua New Guinea	0.00
169	Vanuatu	0.00
169	Yemen	0.00

32

## Percentage of women in Ministerial positions

Number of women in Ministerial positions (or equivalent) in the government, expressed as the percentage of the total number of Ministerial positions (IPU, 2021)

TOP FIVE COUNTRIES		
1	Nicaragua	58.82
2	Austria	57.14
2	Belgium	57.14
2	Sweden	57.14
5	Albania	56.25
BOTTOM FIVE COUNTRIES		
166	Saudi Arabia	0.00
166	Thailand	0.00
166	Vanuatu	0.00
166	Vietnam	0.00
166	Yemen*	0.00

\*In the 166th position there are also Armenia, Azerbaijan, Brunei Darussalam, Korea, Dem. Rep. and Papua New Guinea

Globally, women are under-represented at all levels of the decision-making process and are subject to discriminations limiting their eligibility as candidates (UN Women, 2020b). As of January 2021, in most of the countries the percentage of women holding ministerial offices had risen from 0%<sup>22</sup> to 20%, while 25% of parliamentary seat are occupied by women on average (IPU, 2021). **Women can be discouraged from standing as candidates by the unequal family responsibilities they bear; because of the male-dominated mindset of political parties and parliaments; for the absence of female role models to be inspired by** (European Parliamentary Research Service, 2021). On the contrary, a wider political participation of women would result in many positive outcomes. Not only the principles of equity and institutional democracy would be strengthened overall, but more specifically, political parties and societies would benefit from it. In fact, it is well known that political parties can get benefits by including women. Firstly, women and men bear different points of view and opinions. Women's participation would bring attention to and raise awareness on political issues regarding women and gender discrimination; it would also favour a growth of confidence in the political system, which would be perceived as more representative of the voters (ibid.).

22 In 13 countries of the world (10 considering only those ranked by the WeWorld Index) no female figure is present in Ministries: Armenia, Azerbaijan, Brunei, Darussalam, Democratic People's Republic of Korea, Papua New Guinea, Saint Vincent and the Grenadines, Saudi Arabia, Thailand, Tuvalu, Vanuatu, Vietnam and Yemen.

## Moving forward... the 2030 Agenda



Violence against women holding political positions is endemic in South America and the Caribbean, although national harmonised data about it does not exist yet (UN Women, 2021f). Up to last year, Bolivia was the only country in the world to have adopted a specific law criminalizing violence against women in politics (for instance, in the shape of stereotyped or sexist language or harassment). Law 243 in fact, approved in 2021, establishes prison terms from two to eight years in jail for several types of violence, including that against women in politics. Recently, Mexico has joined Bolivia in strengthening legal sanctions for violence against women in politics: in April 2020, the State amended eight national laws to include norms aimed at preventing and prosecuting violence happening in this sphere. Moreover, a National Register of People Punished for Violence against Women in Politics was drawn up, and, in November 2020, a guide for eliminating the candidature of anyone found guilty of committing gender-based violence was adopted. The national electoral Institute, set up in 2014, has received 36 reports of violence against women in politics since 2020 (ibid.).

## Covid-19 effect

The unequal political representation means that the decisions taken mainly reflect male approaches and concepts, **with the results that women specific needs are neglected in the development, control and monitoring of Covid-19-related policies, plans and budgets, even when it comes to economy recovery and future health resilience.** For example, when auditing the financial statements and allocating resources in response to the pandemic, there is a real risk that the already limited support to small enterprises run by women, and to services they rely on (such as pre- and post-natal treatment and services for their sexual and reproductive health), be further reduced (UN Women, 2020c). **On the contrary, gender budgeting could mobilize public resources in favour of investments for achieving gender equality goals.** This is the direction the “Covid-19 Recovery Plans” have taken in countries like Canada and Ireland, which have introduced some elements of gender impact assessment in their packages of fiscal consolidation (OECD, 2021).



### THE VOICE OF

#### ROCÍO SILVA-SANTISTEBAN

Activist, writer, University Professor and member of parliament in the coalition of the left “Frente Amplio”, Peru



The fact that women participate in politics is obviously positive, because 50 years ago their presence was almost null. Of course, this does not guarantee that the political agenda will put the spotlight on women’s rights. In fact, there are many ultraconservative and chauvinist women who defend their own privileges because they come from high social classes and this is something that has to be taken into consideration. I think that this massive political presence of women is due to their access to education, for sure. All these women (educated, professional figures, who have developed critical thinking, but also illiterate women, campesinas) have had a political training to the extent that they have taken part in organizations, had links with other women or participated in Rondas Campesinas<sup>23</sup>. This means that they have managed to get out of the domestic sphere and become members in several organizations which also serve to think together, among women. For example, I was in Ayacucho<sup>24</sup> to collect information about sexual violence and forced sterilization, and I joined some women, and this creates a space for different experiences to meet. I think that this is really positive, overall. A gender agenda is quite a difficult thing, above all when it comes to speaking of a wider agenda, for example if we take into account the rights of lesbian mothers or trans women, to whom there is a strong opposition here in Peru from ultraconservative religious sectors. I see the future of female participation in politics optimistically, because, in spite of these authoritarian and vertical leaderships, like Keiko<sup>25</sup>, women are more and more qualified and promote an important vision on their role in the public sphere. I have just held a workshop in Ayacucho, with young university students from public universities, and the questions I was asked were very good, extremely aware of everything. Their analysis of the political situation surprised me. It seemed very interesting to me that, in a place like Ayacucho, so severely hit by internal conflict, some youths can be so prepared and at the same time so involved in politics.

23 These are types of traditional organizations for security and justice management in campesinas communities. Originally set up as a form of protection against theft, as time went by the Rondas Campesinas have taken on a counter-revolutionary role in response to Sentiero Luminoso’s violence against their local leaders.

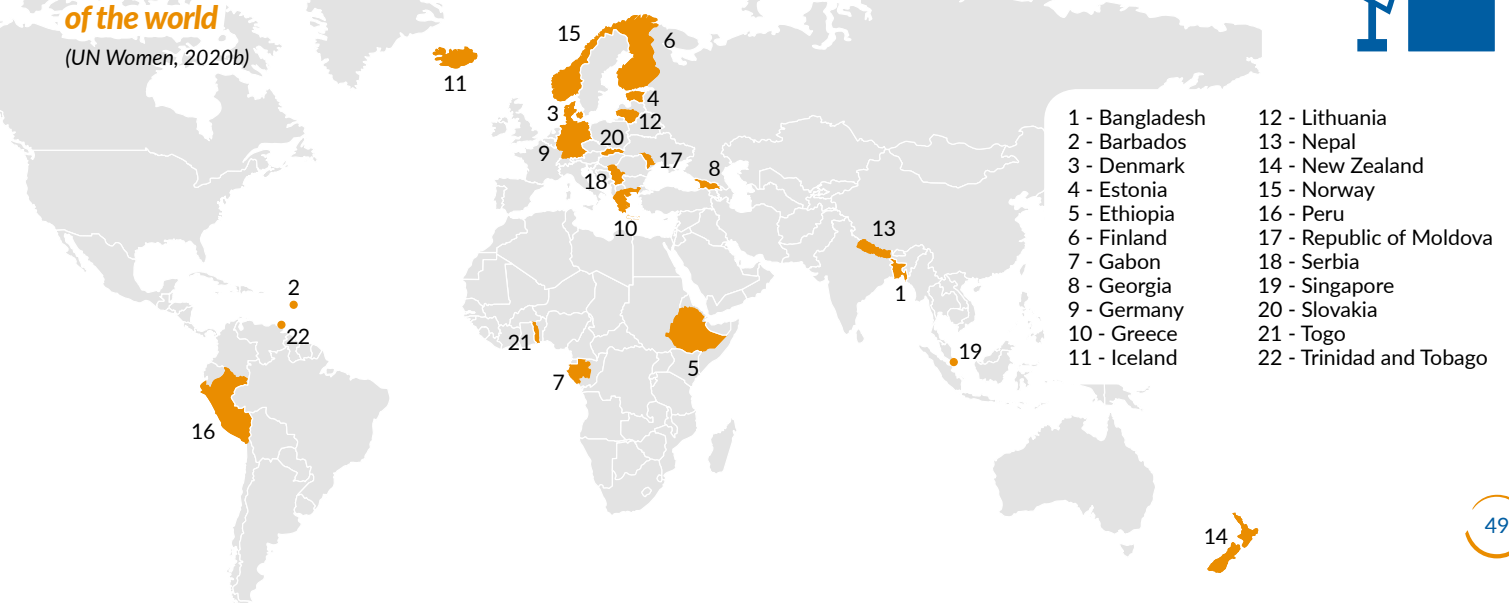
24 Ayacucho is a Peruvian city, the capital of Huamanga province and Ayacucho region.

25 Politician, daughter of the former President of Republic and dictator Alberto Fujimori, founder in 2001 of the political party Fuerza Popular.

## In January 2021, **Women** held the position of **Head of State or Government** in only **22 countries**

of the world

(UN Women, 2020b)





# Violence against Women

Violence against women constitutes a violation of human rights that is recognized by any institution in any civil country. It is a critical and urgent issue all over the world, because it undermines women's health and personality, reduces individual liberties, affects collective security, and influences the growth of human capital and of the whole economic system.

## INDICATORS

33

## Percentage of women physically and/or sexually abused by a partner

Number of women physically and/or sexually abused by a partner on the total female population, based on questionnaires filled in by women aged 15 or older (for further information refer to WHO and OECD) (WHO/FRA, 2021)

34

## Intentional homicide rate female

Unlawful death inflicted upon a person with the intent to cause death or serious injury. Rates per 100,000 population. Inclusions: murder; honour killing; serious assault leading to death; death as a result of terrorist activities; dowry-related killings; femicide; infanticide; voluntary manslaughter; extrajudicial killings; killings caused by excessive use of force by law enforcement/state officials (UNODC, 2021)

## INTRODUCTION

The roots of violence against women are to be found in those traditional and patriarchal cultural practices which persist in our societies. **The most recent estimates indicate that 26% of women (from 15 years old upwards) has been subjected to a form of physical or sexual violence by an intimate partner in their lifetime, while 10% of them in the last 12 months** (WHO, 2021). If we consider only women between 15 and 49, the estimates are worse: 28% of them have been subjected to physical or sexual violence in their lifetime, and 15% in the last 12 months (ibid.). Femicide is the most extreme form of violence. **If we take into account only deaths caused by partners, women make up for 82% of the victims** (UNODC, 2019).

Violence against women may take on endless forms and aspects, and it is not experienced in the same way by different women. The concept of "intersectionality" refers to the overlapping of personal features which, simultaneously, affect women's lives and their way of experiencing gender violence. In fact, girls, women from minorities, transexual women and disabled women run a higher risk of being subjected to violence (WHO, 2020e). Also, the resources available for overcoming the traumatic event differ from context to context. The poorest women and those most at risk of social exclusion are particularly vulnerable as they can rarely rely on social safety nets.



**137 women are killed by a family member every day**

(UN Women, 2021c)

**In the Middle East and North Africa, 40-60% of women have experienced street-based sexual harassment**

(ibid.)



## Covid-19 effect



It is now well known that the lockdown measures, as well as the social and economic consequences of the pandemic, have increased women's risk of being subjected to violence. **In 2020, the calls to help lines rose by up to five times, in some countries, in the first weeks after the virus outbreak** (UN Women, 2021c). At the same time, the overload of health-care facilities limited the access to health and psychological assistance services, because in some countries resources usually earmarked for such services were redirected to Covid-19 needs. For example, shelters for women undergoing domestic violence in many cases could not host new victims, for reduced capacity due to distancing measures or because they were turned into health centres for Covid-19 victims (UN Women, 2021d).

**33** Percentage of women physically and/or sexually abused by a partner  
(WHO/FRA, 2021)

**TOP FIVE COUNTRIES**

1	Georgia	9
1	Singapore	9
3	Armenia	10
4	Switzerland	11
5	Cuba*	12

\*In the 5th position there are also Macedonia and Malta

**BOTTOM FIVE COUNTRIES**

171	Congo, Dem. Rep.	64.00
173	Central African Republic	65.64
173	Congo, Rep.	65.64
175	Ethiopia	71.00
176	Angola	78.00

**34** Intentional homicide rate female  
(UNODC, 2021)

**TOP FIVE COUNTRIES**

1	Iceland	0.00
1	Bahrain	0.00
3	Myanmar	0.14
4	Singapore	0.18
5	Bhutan	0.28

**BOTTOM FIVE COUNTRIES**

105	Belize	8.67
106	South Africa	9.46
107	Central African Republic	10.40
108	Venezuela	10.71
109	Jamaica	11.00

THE VOICE OF

**MARCELINE NAUDI**

Member of GREVIO<sup>26</sup>, Senior Lecturer Department of Gender and Sexualities University of Malta, Regional Editor (Europe) Journal of Gender-Based Violence, European Observatory on Femicide, Malta



In the context of the Istanbul Convention's 10th anniversary in May 2021, but also in the wake of Turkey's withdrawal from it, much has been said about the importance of this Convention. Whilst the news of a state party withdrawing is shocking, the outpouring of support from many corners of the world showed that there is enormous recognition of the Istanbul Convention as the most important women's rights treaty in Europe, and because it has become the reference for many countries in addressing violence against women and domestic violence. It offers European governments a set of harmonized legal standards to ensure that the same high level of protection is given to women and girls across the continent, making it the responsibility of the state to invest in large-scale prevention, and to bring perpetrators to justice. It is creating much change on the ground, such as in criminal law and also specific legislation on all forms of violence against women. It has created an impetus to introduce specific offences in relation to stalking, forced marriage, female genital mutilation and sexual harassment, where before there were none. Of course, GREVIO does come across criminal codes that have not, as yet, been well aligned with the requirements of the Convention. However, the added value of the Convention is that whilst national laws are a good starting point, it is on the basis of the Istanbul Convention and GREVIO's monitoring work that they can be lifted up to a level that offers adequate criminal justice responses to all the forms of violence.

We have also seen good examples of States stepping up their investment in support services. Hopefully, this positive trend of increasing resources for measures that prevent and combat violence against women and domestic violence will continue, since, on the whole, funding for many of the vital support services for women victims of violence is often insufficient or unstable.

The Covid-19 pandemic highlighted the shortcomings, magnifying them and giving rise to new ones. The myriad ways in which women and girls are being victimized online during this pandemic has been brought to light. In fact, GREVIO is currently working on an interpretation of the Convention's scope of application in relation to the digital dimension of violence against women, to be issued soon. It takes many different measures to protect women from violence, and we all have a role to play - politicians, policy makers, practitioners, individuals - help us get there!

26 GREVIO (Group of Experts on Action against Violence against Women and Domestic Violence) is an independent entity of the European Council charged with monitoring the implementation of the European Convention for prevention of and combatting violence on women and domestic violence (Istanbul Convention) by those States which have ratified it.

**Moving forward... the 2030 Agenda**



Even though data suggest that most women endure violence from intimate partners or relatives, violence against women is also inflicted by strangers, in public spaces and/or by colleagues, at work. As for harassment at work, in particular, **a remarkable step forward was taken on the 25th of June 2021, when the Convention on Violence and Harassment of the International Labor Organization (ILO) came into force.** The Convention provides the first internationally shared definition of violence and harassment at work, including gender violence and harassment. It also recognizes that domestic violence affects women's working participation, their productivity, their access to work and their health (ILO, 2021c). For the provisions of the Convention to be put into practice, the single states will have to ratify it. As of August 2021, only eight states have already done it: Argentina, Ecuador, Mauritius, Namibia, Somalia, Fiji, Uruguay and Greece. Three of the eight countries which have ratified the Convention are in South America, which consequently can keep its leadership in ratifying the Convention. Female workers in Latin America are leading the movement for the ratification in their countries, recognizing the importance of creating safe working environments, gender violence free, to achieve equality at work.

SUSTAINABLE DEVELOPMENT GOALS





## FOCUS

# The impact of Climate Change on Women's and Children's Rights





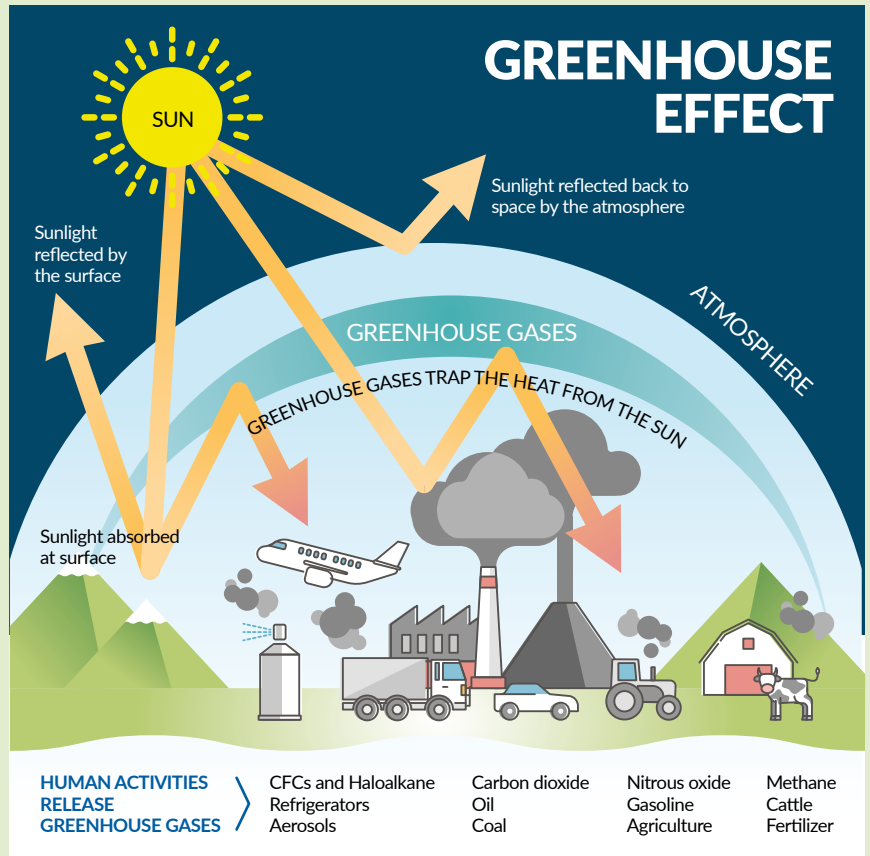


# F.1 What is climate change and what are its effects

Climate change is a natural process for which temperature, rainfall, wind and other elements change over the course of centuries. Over millions of years the Earth has been much hotter and much colder than it is now. Nevertheless, nowadays we are experiencing an unprecedented rapid warming (UN, 2021a). **This variation is mainly due to human activities: our societies, especially since the industrial revolution, have gradually adopted unsustainable practices for inhabiting the Earth, relying on an extractivist<sup>27</sup> economic system (ibid.).** Therefore, as of today, when we speak of climate change, we refer above all to “any alteration of the global atmosphere directly or indirectly attributable to human action” (UN, 1992). More specifically, climate change is the consequence of the effects of greenhouse gases - emissions caused by more than a century and a half of burning of fossil fuels such as coal, petrol and gas - but also of deforestation, use of fertilizers and intensive farming, which have effects on soil quality and biodiversity too. The decline of the latter, moreover, directly leads to zoonotic diseases, including, it is hypothesized, Covid-19 (UN, 2021d).



## Natural Greenhouse Effect vs Human Enhanced Greenhouse Effect



**Natural Greenhouse Effect:** Greenhouse gases act as a sort of glass bell. They allow solar radiation to filter through to Earth. Here it is partially absorbed by the Earth’s surface, which then releases it in the form of heat to the atmosphere. This natural effect ensures that on Earth there are temperatures allowing human life. The “excess heat” is then radiated into space (UN, 2021a).

**Human Enhanced Greenhouse Effect:** Human activities, most of all indiscriminate burning of fossil fuels, provoke an excessive concentration of greenhouse gases in the atmosphere. This concentration prevents the radiation of excess heat from Earth to space. Consequently, the radiation is reflected back towards Earth, heating

the air near the Earth’s surface and increasing temperatures (ibid.).

The concentration in the Earth’s atmosphere of greenhouse gases, such as carbon dioxide and methane, is rising. Their molecular structure allows solar energy to pass through and warm the Earth’s surface, raising the temperature by day. At night the Earth loses energy to space, but the greenhouse gases tend to reflect part of this lower energy back down again to the point that, from 1880 to 2019, the average temperature has risen by 1.15°C (Lindsey and Dahlman, 2021). As a result the atmosphere warms up, and collects and holds more water, upsetting climate conditions and making areas already barren even more barren, and areas already humid more humid (Denchak, 2017). A rise in temperature of 1.15°C may appear to be irrelevant, but the tempera-

ture range allowing human presence is fairly narrow. In addition, the rise by 1.15°C represents only a global average, and doesn’t depict significant jumps in temperature occurring in different regions of the world. The temperature change has had and will continue to have terrible effects on the Earth’s climate and on our lives. At a global level, carbon emissions from fossil fuels have steadily increased since the beginning of 1900, causing significant damage such as severe wildfires, water scarcity, polar ice melting, floods and declining biodiversity (UN, 2021e). From 1910 to 2010, due to rising temperatures, the average sea level has risen by 19 cm and, at the current rate, the scientific community believes that it may rise by a further 40-63 cm within the next century, forcing populations living in coastal areas to migrate in mass (ibid.).

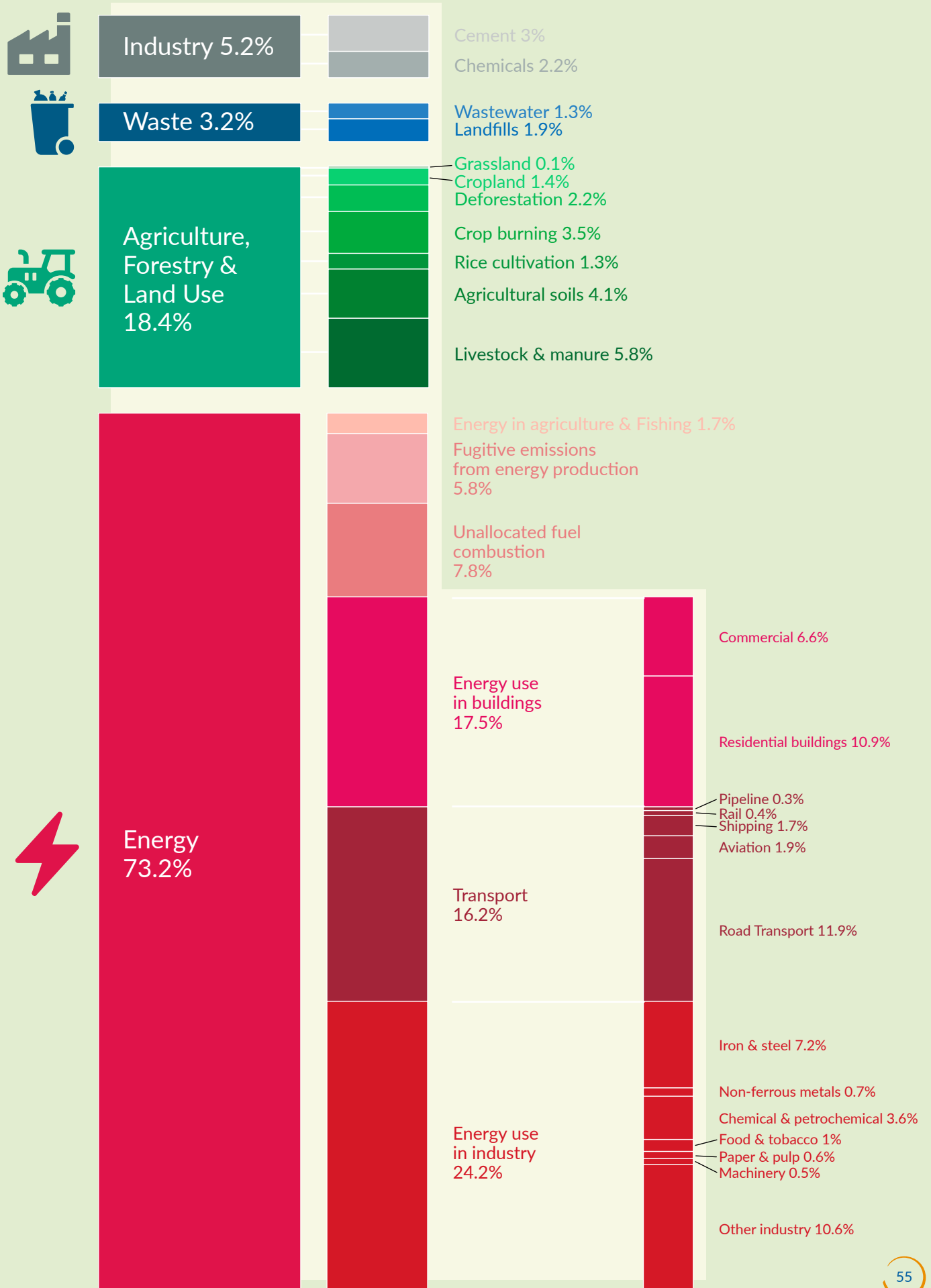
<sup>27</sup> Extractivism: a term still little used, indicating the systematic removal of resources from a territory and from the communities living in it. It can certainly be referred to oil extraction or mining, or to the use and exploitation of natural resources such as land and water.





## Global greenhouse gas emissions by sector

This is shown for the year 2016 - global greenhouse gas emissions were 49.4 billion tonnes CO<sub>2</sub>eq.





Since 2010, **slow-onset events** and **sudden-onset disasters** have killed more than **410,000 people** and hit more than **1.7 trillion individuals**



(IFRC, 2020)

In order to respond to rising temperatures and their devastating effects, **on the occasion of COP21<sup>28</sup> in 2015, the international community signed the Paris Agreement, the first universal climate agreement<sup>29</sup>**. This pact, endorsed by 186 countries, commits the parties to exercise a universal responsibility through differentiated actions. The goal, within this century, is to keep the global temperature rise well below 2°C while pursuing efforts to limit it to 1.5°C. Every country must put forward their best efforts through nationally determined contributions (NDCs).

Greenhouse gases are mainly produced by industrial activities – in sectors such as energy, construction, transport – and intensive productive processes (Ritchie and Roser, 2020). At global level, food production is responsible for 26% of greenhouse emissions; this figure can be divided into four sub-categories to better understand the impact of different sectors. Farming and fishing make up for 31% of these emissions, while 27% of them is due to agricultural production, 24% to excess use of land and 18% to the distribution chain (ibid.). These practices cause remarkable damage such as biodiversity loss, land and ocean deterioration (EPA, 2020). In this regard, **every year the Global Footprint Network calculates the Earth Overshoot Day<sup>30</sup>, the day of the current year by which human beings' demand for natural resources has outstripped the Earth's supply, that is how much the Earth can re-generate in that given year**. In 2021 the Overshoot Day was reached on the 29th of July. From that date onwards, by

extracting, exploiting and consuming resources we have been overcoming the Earth's ability to re-generate<sup>31</sup>.

The effects of climate change can be related to two macro-categories of events: **slow-onset effects and sudden-onset effects**:

- **Slow-onset:** These are changes which take years to become visible and that we often notice when it is too late. For example, some estimates suggest that, within 2070, up to 19% of the Earth's surface around the Equator might reach the same temperatures as the hottest areas of the Sahara Desert, making it unsuitable for human life (Xu et al., 2020). Examples of slow-onset events are rise of temperature and sea-levels, progressive melting of glaciers, but also periods of drought. Temperature rise in fact produces the so-called "high pressure systems"<sup>32</sup>, which prevent humidity from reaching the atmos-

phere and condensing in the form of rain. Even when these high-pressure systems do not form, the highest temperatures tend to speed up evaporation, reducing soil humidity level. This change is bound to have devastating effects on populations (IPCC, 2018).

- **Sudden-onset:** These are changes in the frequency, intensity, duration and timing typical of extreme weather events (EWEs), such as hurricanes, floods, wildfires and heatwaves. These changes are exacerbated by climate change. **Even though these events are more easily recognizable and traceable compared to slow-onset events, they can turn out to be just as destructive as they are, or even more so.** The impact of climate change on the frequency and severity of such natural disasters, which often occur in countries already hit by conflicts and/or poverty, will make it even more necessary to adopt an all-encompassing approach in managing humanitarian and development settings.

31 The Earth Overshoot Day varies from country to country, thus demonstrating that not everyone is equally responsible for climate change. In 2021, the first country to reach it has been Qatar, on the 9th of February, while the last one will be Indonesia, on the 18th of December.

32 A high pressure system is a region of the atmosphere where pressure is higher than the surrounding environment. In these regions, the temperature of gas increases with decreasing humidity. As a consequence, water in air mass vaporizes, leading to dry climate conditions, and this is the reason why regions with high pressure create a calm and unchanging climate (IPCC, 2018).

In 2019, **97.6 million people** were struck by **308 natural disasters**

(IFRC, 2020)



28 COP stands for Conference of Parts of the United Nations Frame Convention on Climate Change (UNFCCC)

29 For further information <https://unfccc.int/process-and-meetings/the-paris-agreement/the-paris-agreement>

30 For further information <https://www.overshootday.org/>



## The macro-consequences of Climate Change on Human Life

People are already experiencing the effects of climate change. Nevertheless, it does not affect everyone equally: **the most marginalized communities, for social, cultural and/or economic reasons, are the most at risk**. In this regard, an **intersectional environmentalism movement** has recently evolved as a more inclusive version of environmentalism, struggling simultaneously to protect people and the planet. This movement starts from the assumption that **the most vulnerable and excluded categories (children, women, people below the poverty line, ethnic minorities, people of colour, indigenous communities, refugees, people with disabilities) are the most exposed to the collateral effects of climate change, mainly due to unfair and predatory economic systems**. This point of view transforms the struggle for the environment into a great question of social justice (Haddock, 2020). In any case, besides the consequences on natural habits and ecosystems, the climate crisis affects people's lives in dimensions like health, food security, housing, safety and work. Among the most evident consequences on people's lives there are:

### POVERTY



The Intergovernmental Panel on Climate Change has predicted that an atmosphere 1.5°C hotter than pre-industrial levels might have effects on agricultural yields and on food prices. Such goods, in fact, would become harder to come by: populations would have to resort to importations with subsequent price rises. **It is estimated that, for these reasons, between 3 and 16 million people could be pushed below the absolute poverty line** (IPCC, 2018).

### FOOD AND WATER SCARCITY



Climate change is destined to have devastating effects on food and water security for millions of people, with evident repercussions on health too. It is foreseen in fact that, at the current pace, the global agricultural yield could fall by up to 30% before 2050. Moreover, **the number of people who have insufficient access to water** (see the "Housing" dimension) **will increase from today's 3.6 trillion to more than 5 trillion by 2050** (Global Center on Adaptation, 2020).

### MIGRATIONS



Migrations are not a new phenomenon and are characterized by their multidimensionality: people migrate to flee conflicts and persecutions, to join relatives or seek a better life. **Climate change has always influenced human mobility, but has become a very significant push factor over the last few years, especially for relocation within countries and regions** (IPCC, 2018). According to research published in Nature (2021), if the rise in temperatures cannot be kept below 1.5°C, the areas of the tropical belt might become unsuitable for life. Nowadays, almost 40% of the world population lives in those areas, and not being able to limit the temperature rise could result in more than 3 billion people migrating (ibid.)<sup>33</sup>. Besides that, migrations are driven by the constant rise in sea levels, which will be more and more of a threat, especially for coastal cities (IPCC, 2018).

### CONFLICT AND VIOLENCE



Climate change is recognized as a "threat multiplier", as it worsens pre-existing conflict situations. In particular, it exacerbates the competition for the control of resources, which are increasingly scarce. **One speaks of "heat-aggression relationship": every increase by 0.5°C in temperature is associated with a 10-20% greater likelihood that an armed conflict be unleashed** (International Crisis Group, 2020). This represents a danger for entire populations, but in particular for women and children: conflict situations indeed increase episodes of violence (physical and sexual harassment, forced marriages, sex and work exploitation etc.) against them (the Child Protection Working Group, 2015; Unicef, 2020h; see also the next paragraph).

<sup>33</sup> Migrations for environmental causes, already more and more frequent, have led to the identification of a new migrating profile: the "climate refugee". However, this poses problems in terms of recognition of the protection of rights, because, as of today, natural disasters (above all when they are "slow-onset effects") are not considered as a real menace to the right to life and health (World Economic Forum, 2021b).

## F.2 The impact of climate change on women and children

Climate change is a global and collective phenomenon, but does not affect all areas of the planet in the same way. **Areas already hit by chronic poverty, such as coastal zones of Southern Asia, desert regions of Sub-Saharan Africa, but also the Small Island Developing States are particularly vulnerable to unfavourable impacts of climate change** (USGS, 2020a).

Usually, catastrophic events are followed by periods of economic hardship, conflict for resource management and migrations: **the impact of**

**climate change is disproportionately distributed on those populations that contribute least to the problem.**

Just think that the top six emitters of greenhouse gases are, in order: China, the United States, the European Union (including the United Kingdom), India, Russia and Japan (UNEP, 2020).

This highlights how climate change exacerbates social inequalities: triggered mainly by high-income countries it will have catastrophic effects above all on low-income countries. In particular, the most vulnerable seg-

ments of population will be suffering, like women, children and adolescents (Sanson, Burke, 2019).

Climate change impairs basic life needs, such as housing, access to water and food, and so it is considered as one of the biggest challenges for human health and surviving. Consensus of the scientific community is that climate change will worsen social, economic and ecological factors on which diseases and premature deaths are based, for all age groups (Watts et al., 2018).

### Top 10 emitters countries, top 10 countries most affected by climate change and their GDP

Top 10 emitters (UNEP, 2020)	GDP, US \$ millions (World Bank, 2020)	10 most affected countries* (GCRI, 2021)	GDP, US \$ millions (World Bank, 2020)
1 China	23,009,776.52	1 Puerto Rico	106,817.54
2 United States	19,846,716.18	2 Myanmar	247,239.28
3 EU (including UK)	19,799,882.36	3 Haiti	31,620.15
4 India	8,443,359.94	4 Philippines	871,562.11
5 Russia	3,875,685.90	5 Mozambique	38,415.43
6 Japan	5,224,854.66	6 The Bahamas	12,097.93
7 Brazil	2,989,431.81	7 Bangladesh	793,489.05
8 Indonesia	3,130,467.09	8 Pakistan	1,021,134.61
9 Iran	1,044,309.33	9 Thailand	1,206,622.91
10 Canada	1,742,791.97	10 Nepal	110,721.78

\*Between 2000 and 2019 (GCRI, 2021).

The **10 largest emitters** contribute **68%**

The **100 least-emitting** countries generate



**3%** of total emissions

(UN, 2021d)






**Almost every child** on earth  
(>99%) is exposed to at least  
**1 major climate and  
environmental hazard**, shock or stress



**2 billion children (almost  
90% of children globally)**  
are highly exposed to **air pollution**

**920 million children (1 in 3 children globally)**  
are currently highly exposed to **water scarcity**



**820 million children (over one third of children globally)**  
are currently highly exposed to **heatwaves**

(Unicef, 2021f)



Nevertheless, children are the category most at risk: almost 2 billion of them live in areas where every year air pollution levels exceed the standards fixed by the World Health Organization (Unicef, 2021e); 1 child out of 4 dies before 5 due to unhealthy environments (WHO, 2017). Since children's physiological protection systems are not fully developed yet, they turn out to be more vulnerable to the direct effects of heat waves, drought and natural disasters. They are often victims of injuries, environmental toxin inhalation or infectious, gastrointestinal and parasitic diseases, which will prevail as temperatures rise and rainfall increases (Sanson, Burke, 2019). **Nearly 90 % of the global burden of disease associated with climate change is borne by children under 5 years of age.** Children are also highly susceptible to waterborne diseases and pathogens that emerge as a result of floods and contamination of water supplies. Every year 525,000 children die from diarrhoea, often caused by contaminated water (Unicef, 2021d).

Children are also more subject to indirect effects of climate change, such as scarcity or lack of food and water, resource management conflicts, economic precariousness and migration. When children are victims of extreme weather events (EWEs), they also undergo their effects in the period following the catastrophe. **In conditions of social vulnerability, children and adolescents are more at risk of suffering physical and sexual violence, leaving school early, recruitment in armed groups, forced marriage and exploitation** (The Child Protection Working Group, 2015). Furthermore, there is more and more evidence that climate change impacts children's and youth's mental health: **it may cause post-traumatic stress disorders, depression, panic attacks, anxiety and sleep disorders, cognitive deficit, learning disability and impaired language development** (Harvard C-Change, 2020). According to the Children's Climate Risk Index by Unicef (2021f), approximately 1 billion children (nearly half of the world's children) live in extremely high-risk countries. It is significant


that only 40% of the extremely high-risk countries in this ranking have mentioned children and/or youth in their Nationally Determined Contributions (NDCs), provided for by the Paris Agreement (see the first paragraph).

In the long run, the impact of climate change on children's physical, psychological, social and cognitive growth will have repercussions on their adult life, making it harder to fulfil their potential and truly exercise their capabilities<sup>34</sup>. Such effects in turn could diminish their ability to look after future generations and the exercise of sustainability, creating an intergenerational vicious circle impeding human development (Unicef, 2015b).

<sup>34</sup> For in-depth analyses on the concept of "capabilities" see Chapter 1.

It is estimated that **Women are 14 times more likely to die or be injured during a disaster than men**

(UN Women, 2016)



Even women and girls are particularly subject to the negative effects of climate change. In fact, **it amplifies pre-existing gender inequalities and exacerbates marginalization and discrimination of women and girls in the affected communities** (UNDP, 2010).

Women and girls, especially in developing countries, depend, to a greater extent, on climate-sensitive jobs. For example, in Sub-Saharan Africa and in South-East Asia more than 60% of working women are employed in agriculture (ILO, 2019b), and limited access to economic resources makes them more vulnerable to slow-onset events, such as drought. When a significant change in climate conditions damages natural resources necessary to make a living, women cannot get by and support their families<sup>35</sup>. Consequently, they are often forced to resort to practices that are not environmentally sustainable, for instance to deforestation for obtaining agricultural land, or to burning wood to make charcoal. This exposes them to serious risks for their health (like inhalation of toxic substances), and fuels the vicious circle of practices inducing climate change. Moreover, as occurs with children, **the aftermath of an emergency is always the most critical; water and food scarcity, conflicts for resource management, reduction of many basic hygienic-health services etc. are high risk factors for women and girls** (UN Women, 2009).

<sup>35</sup> Even though such changes affect men too, adverse impacts on families and communities are worse if the economic precariousness damages women. In fact, working women, or women having resources available, are inclined to re-invest 90% of their income in the family, versus 30-40% of men (see WeWorld Index 2020).

**Further trouble comes from the traditional role of caretakers.** Women and girls are typically in charge of collecting water and food. In fact, they collect 80% of water for households worldwide (Unicef, 2021f). When access to these resources is not available on the spot – as in the event of drought – they are compelled to travel long distances to get them. This is a risk to their safety (see also the dimension “Housing”), and prompts many girls to leave school because of the excessive workload (Unicef, 2020i).

Women and girls have also fewer chances to move and flee natural disaster effects. In fact, when climate makes an environment inhospitable, men usually migrate to send home remittances, while women remain in their place of origin<sup>36</sup>. For example, 97% of migrants fleeing from floods in Bangladesh over the past 10 years were men, while women and children stayed in their homeland trying to cultivate the land and make a living (CARE, 2020). Lastly, **women’s traditional role as caretakers also affects their chances to survive a calamity.** It is estimated that women are 14 times more likely to die or be injured during a disaster than men. For example, 90% of the victims from floods striking the Salomon Islands in 2014 were women and children. These figures reflect gender norms: as flooding started, women were at home taking care of household and family chores, while men were at work outdoors. When water levels rose, many women got

<sup>36</sup> If men are usually the first to migrate, in some communities it is women who do so. The rising feminization of contemporary migration phenomena is the outcome of push and pull factors, first among many the rise in caregiving work demand in host countries.

trapped in their houses and could not save themselves (UN Women, 2016). **Due to other patriarchal legacies, in many communities women, who take less part in social life, are also less informed about the risks related to the onset of calamities. Furthermore, they are not informed about the emergency and response plans, are less likely to know how to swim and consequently find it more difficult to run for their life** (ibid.).

But there are also common cases of entire communities moving after extreme climate events. According to some empirical evidence (Unicef, 2021e), communities of displaced people tend to adopt more conservative practices and to exacerbate patriarchal habits. **Conditions of heavy stress, economic hardship and violence put displaced girls in great danger, exposing them to the risk of forced marriages, becoming victims of work and/or sexual exploitation and of dropping out of school.**



## How to act on climate change?

Climate change is a complex phenomenon, with several repercussions on people's lives and on natural habitats, which therefore requires addressing with a multifaceted and encompassing approach. Two macro-categories of intervention can be distinguished for fighting climate change (mitigation and adaptation), to which a transversal one is added (awareness-raising and advocacy):

### MITIGATION

Climate change mitigation encompasses all actions aimed at reducing causes and limiting practices that global warming is based on. It deals, in particular, with actions aimed at reducing or preventing greenhouse gas emissions, but also actions for use of technologies and sources of renewable energy, energy re-efficiency, reduction of natural resource wastefulness, turning to sustainable agro-ecology, responsible waste management etc. **It is a very wide spectrum of interventions which can vary from urban re-planning to retouching the design of a cook stove** (UNEP, 2021b).

### ADAPTATION

Mitigating climate change effects might no longer be sufficient, to the point that the need to adapt to a warming world is becoming more and more evident. There are several adaptation practices, but the most important are ecosystem-based and community-based (UNEP, 2021c). **Ecosystem-based adaptation is a strategy which resorts to nature-based solutions and ecosystem services.** For example, preserving vegetation like mangroves is vital to protect coastal habitats from flooding risks, as well as reforestation which may slow down the desertification process (ibid). **Community-based adaptation encompasses actions aimed at increasing community resilience levels, for example investing in agricultural techniques and practices of disaster risk reduction, for limiting the adverse effects of climate change.** Among other things, if communities became more resilient, migrations due to slow-onset e sudden-onset events could diminish (ibid.).












### AWARENESS-RAISING AND ADVOCACY

Along with mitigation and adaptation measures, it is necessary to carry out awareness-raising and advocacy actions on the risks of climate change and on practices for preventing and/or tackling it. Such actions are fundamental both within local communities in countries most at risk, and in the developed world among civil society, companies, national and regional institutions (like the European Union). **Adequate awareness-raising and advocacy campaigns, petitions and active citizenship demonstrations can raise awareness about the phenomenon, re-direct consumers' choices more consciously, influence political policies in terms of investments.**



Below is a schematic representation of the effects of climate change on women and children and of the possible solutions to be implemented. As amply illustrated in the

previous pages, the climate crisis is a multidimensional phenomenon both in its symptoms and in its effects. Consequently, possible solutions to prevent, mitigate and

CLIMATE CHANGE RELATED EVENTS	MANIFESTATIONS OF GLOBAL WARMING AND HUMAN IMPACT	 <b>The impact on CHILDREN</b>
<b>Slow-onset events</b>	 <b>DESERTIFICATION</b>	Limited access to water Food insecurity Malnutrition Children enrolled for hoarding scarce resources Exploitation in agricultural and/or working activities Poverty Migration
	 <b>MELTING OF GLACIERS, SEA LEVEL RISE</b>	Migration Food insecurity Malnutrition Poverty Housing crisis
<b>Sudden-onset events</b>	 <b>FLOOD</b>	Death by accident Housing crisis Economic precariousness Increase in violence Education dropout Migration Mental health disorders (PTSD, anxiety etc.)
	 <b>WILDFIRES</b>	Death by accident Housing crisis Economic precariousness Increase in violence Education dropout Migration Mental health disorders (PTSD, anxiety etc.)
	 <b>HEAT WAVES</b>	Death by accident Limited access to water Food insecurity
	 <b>HURRICANES</b>	Death by accident Housing crisis Economic precariousness Exploitation in agricultural; and/or working activities Increase in violence Education dropout Migration Mental health disorders (PTSD, anxiety etc.)
<b>Unsustainable and extractivist economic system events</b>	 <b>AIR POLLUTION</b>	Respiratory diseases Premature and/or low-weight births and/or with not fully developed lungs Death
	 <b>WATER POLLUTION</b>	Scarcity of water resources Water-related diseases Food insecurity Resource control conflicts Increase in violence Death
	 <b>SOIL POLLUTION</b>	Food insecurity Malnutrition Resource control conflicts Increase in violence Economic precariousness Exploitation in agricultural and/or working activities
	 <b>DEFORESTATION</b>	Threat to indigenous communities Resource control conflicts Exploitation in agricultural and/or working activities Increase in violence

adapt to climate change must also adopt a multidimensional approach. The only long-term solution to climate change is reducing greenhouse gas emissions. However, there

are also many actions that reduce children's and women's exposure and vulnerabilities that can greatly reduce their overall level of climate risk.



## The impact on WOMEN



## What to do

<p>Limited access to water Food insecurity Malnutrition Victim of violence in resource control conflicts Use of unsustainable livelihood practices Exploitation in agricultural and/or working activities Poverty Migration</p>	<ul style="list-style-type: none"> <li>→ Reduction of greenhouse gas emissions</li> <li>→ Eco-system-based adaptation (e.g., reforestation)</li> <li>→ Community-based adaptation</li> </ul>
<p>Migration Food insecurity Malnutrition Poverty Housing crisis</p>	<ul style="list-style-type: none"> <li>→ Reduction of greenhouse gas emissions</li> <li>→ Ecosystem-based adaptation (e.g., preservation of mangrove vegetation)</li> <li>→ Community-based adaptation</li> </ul>
<p>Death by accident Housing crisis Economic precariousness Higher education dropout Increase in violence Migration Mental health disorders (PTSD, anxiety etc.)</p>	<ul style="list-style-type: none"> <li>→ Adoption of resilient farming techniques</li> <li>→ Disaster Risk Reduction</li> <li>→ Early warning systems</li> <li>→ Eco-system-based adaptation</li> <li>→ Community-based adaptation</li> </ul>
<p>Death by accident Housing crisis Economic precariousness Higher education dropout Increase in violence Migration Mental health disorders (PTSD, anxiety etc.)</p>	<ul style="list-style-type: none"> <li>→ Disaster Risk Reduction</li> <li>→ Prevention and awareness raising</li> <li>→ Early warning systems</li> </ul>
<p>Death by accident Limited access to water Food insecurity</p>	<ul style="list-style-type: none"> <li>→ Reduction of greenhouse gas emissions</li> <li>→ Disaster Risk Reduction</li> <li>→ Prevention and awareness raising</li> <li>→ Early warning systems</li> </ul>
<p>Death by accident Housing crisis Economic precariousness Exploitation in agricultural and/or working activities Higher education dropout Increase in violence Migration Mental health disorders (PTSD, anxiety etc.)</p>	<ul style="list-style-type: none"> <li>→ Adoption of resilient farming techniques</li> <li>→ Disaster Risk Reduction</li> <li>→ Early warning systems</li> <li>→ Community-based adaptation</li> </ul>
<p>Respiratory diseases Transmission of diseases to the child if pregnant Death</p>	<ul style="list-style-type: none"> <li>→ Use of renewable technologies and energies</li> <li>→ Reduction of greenhouse gas emissions</li> <li>→ Energy efficiency</li> <li>→ Reduction of the consumption of meat from intensive farming</li> </ul>
<p>Scarcity of water resources Water-related diseases Food insecurity Onset of problems in pregnancy Resource control conflicts Increase in violence Death</p>	<ul style="list-style-type: none"> <li>→ Responsible waste management</li> <li>→ Reduction of waste of natural resources</li> <li>→ Agro-ecology</li> <li>→ WASH programmes and practices</li> <li>→ Best practices awareness raising</li> <li>→ Investment that improves access to resilient water</li> </ul>
<p>Food insecurity Malnutrition Resource control conflicts Increase in violence Economic precariousness Use of unsustainable livelihood practices Exploitation in agricultural and/or working activities</p>	<ul style="list-style-type: none"> <li>→ Responsible waste management</li> <li>→ Agro-ecology</li> <li>→ Soil conservation practices</li> <li>→ Reduction of waste of natural resources</li> <li>→ Reduction of the consumption of meat from intensive farming</li> <li>→ Best practices awareness raising</li> </ul>
<p>Threat to indigenous communities Resource control conflicts Increase in violence Use of unsustainable livelihood practices Exploitation in agricultural and/or working activities</p>	<ul style="list-style-type: none"> <li>→ Reduction of waste of natural resources</li> <li>→ Agro-ecology</li> <li>→ Reduction of the consumption of meat from intensive farming</li> <li>→ Natural resources management strategies</li> </ul>

## F.3 WeWorld's action



Dealing with climate change is an integral part of the goals 13 and 16 of the 2030 Agenda. In order to achieve these goals, in 2020 WeWorld worked in 11 countries in which extreme weather events have increased, over recent years, with heavy repercussions on agriculture and the livelihood of vulnerable com-

munities. Furthermore, WeWorld promoted initiatives for reducing air pollution and greenhouse gases, also through analyses, research and awareness-raising campaigns (in Italy and Europe too). Here are a few examples.

### KENYA

**WeWorld Index position: 121st in 172**  
**Value: -28**

#### Analysis of the Country

Kenya's geographic location makes it prone to cyclical droughts and floods, nowadays intensified by climate change. Temperatures rise, droughts appear to be more frequent and prolonged, rainfalls have become unpredictable and more intense, causing severe floods that endanger humans, animals and infrastructures. Approximately 85% of Kenya is classified as arid or semi-arid area, and the extent will increase due to desertification. **Droughts are causing reduction or disappearance of rivers, placing the population at risk of hunger and malnutrition, weakening the country's economy by reducing exports while increasing imports, and reducing hydropower potential.** Global warming is causing the spread of several diseases, and increasing migration flows, from climate disaster-prone areas to urban settlements, creating social, health and infrastructural challenges. The receding of rangelands is threatening the livelihood of pastoralists and agro-pastoralists, while human-wildlife conflicts are also exacerbated. Biodiversity, fishing and tourist's attractions are threatened (from coral bleaching to sea level rise endangering the coastline), risking a loss also in terms of income.



#### WeWorld's Action

In Kenya, WeWorld is tackling the issue of climate change through several interconnected interventions in Isiolo and in Narok County, and with communities in Migori County living near Lake Victoria, whose livelihood depends on seasonal fishing activities on the lake. A number of actions are aiming to build up the resilience of vulnerable groups towards droughts and other negative effects of climate change, as well as reducing the number of stunted children. We World in fact works with pastoralist and agro-pastoralist communities in a number of arid lands in Kenya.

**Through different interventions WeWorld is improving a drought resilient and nutrition-sensitive agriculture/livestock production, supporting peace-building strategies for conflicts that arose due to the scarcity of resources, and promoting women's economic empowerment, ultimately generating sustainable livelihood.** Advocacy and sensitization activities are implemented to empower local institutions, facilitate local political commitment and raise awareness among local people about climate change, its effects and ways to tackle it. Local pastoralists and agro-pastoralists have been involved in community meetings to collect practices, perceptions, challenges and knowledge gaps in order to improve a better herd management.

Schools are supported through provision of latrines, gutters and tanks, training of teachers and pupils on nutrition and hygiene practices, distribution of seedlings and materials, environmental clubs, tree-planting campaigns, screening and distributing vitamins and deworming tablets for smaller kids. Training, tree-planting campaigns, provision of water tanks and distribution of seedlings are also targeting local households, contributing to the diversification and enhancement of the food crop production and the promotion of good agricultural practices, soil conservation and agro-forestry. Water pans, boreholes, springs and fetching points are restored or constructed to improve availability and usage of water for both farming and domestic activities. Farmers are linked to input supply through cooperatives and, together with leading groups, are trained in management, entrepreneurship and business models, self-help savings and credit initiatives. Women's self-help groups are trained in management, use of innovative technologies, entrepreneurial and leadership skills; they are supported in accessing socially inclusive financial services as well.





# MOZAMBIQUE

**WeWorld Index Position:** 140th in 172  
**Value:** -49



## Analysis of the Country

Mozambique ranks third among African countries most vulnerable to natural disasters. Cyclones represent the most recurrent and significant risk affecting an average of 2 million people per year. Droughts and floods affect 600,000 and 200,000 people a year, respectively. To these are added landslides and earthquakes. In the past decades, 13 droughts, 25 floods, 14 tropical cyclones, 23 epidemics and 1 earthquake of significant magnitude were registered.

**In 2019, the country faced a severe drought wave in the Southern region and two devastating cyclones, Idai and Kenneth, which hit the Central and Northern regions and highlighted the weakness of institutional and community preparedness and response capacity. A year and a half after those cyclones, more than 100,000 displaced people are still living in temporary housing in the country's 6 Central and Northern provinces, with limited access to essential services, health, water and sanitation, social protection and opportunities for subsistence, especially for women and children, with an increased risk of gender-based violence (GBV).**

Interventions in the country aim to strengthen the resilience and ability of local populations and institutions to face exogenous disaster events, promoting sustainable development through the adoption of an integrated and multi-sectoral approach, maintaining priority attention to the vulnerable, the excluded and those who risk being left behind, such as women, children, elders and people with disabilities.

## WeWorld's Action

WeWorld has been operating in Mozambique since 2000 with interventions in both emergency and development in the provinces of Maputo, Gaza, Inhambane, Manica, Zambezia and Cabo Delgado. **Some of WeWorld's main strategic axes in the region include increasing the resilience of rural populations in terms of productivity and adaptability in response to natural disasters and to the effects of climate change; to improve the socioeconomic conditions of the population affected by natural disasters through the application of sustainable production techniques, capable of preserving biodiversity and strengthening food security (agroecology, selection of indigenous seeds, etc.); to improve the access of the most vulnerable population to basic services (water, health, education); to raise awareness of gender issues, promoting participatory solutions.** In 2018, WeWorld began managing a three-year cross-border project, financed by the Italian Cooperation Agency, in consortium with COSPE to mitigate the effects of the El Niño<sup>37</sup> drought in Maputo province. More than 2,000 small farmers received agricultural inputs (seeds, fertilizers, tools, irrigation systems), training courses in agroecological and participatory selection/multiplication of local seeds and support for targeted agro-transformation activities, while promoting access to local markets. Since 2019, WeWorld has been a World Food Programme partner in supporting the food needs of 8,000 people caused by drought and food shock in some provinces. From July to December 2020, in partnership with AIFO, WeWorld implemented a UNDP-funded project in the municipality of Pemba with the aim of strengthening the resilience of the most vulnerable families affected by Cyclone Kenneth through community cash for work and Income Generation Activities (IGAs) (60% women and 20% people with disabilities). From December 2020 to April 2021, similar activities were implemented in Mecufi District (60% women and young people). In 2020, WeWorld began implementing a two-year ECHO-funded project in Manica province in response to cyclone IDAI and to improve DRR (disaster risk management) capacities in schools, communities, and capacity building. This year, 2021, we are implementing the strongest gender equality project, financed by the Italian Cooperation Agency, aiming to strengthen the resilience of the most vulnerable groups in the target communities, improving food security, access to water, security services (SSR) and reducing the risk of diseases through the adoption of an integrated approach with the objective of reducing the gender gap.



<sup>37</sup> El Niño is a periodic weather phenomenon which generally occurs every 5 years in the Pacific Ocean, and it consists of a warming of ocean waters. This warming can affect entire areas of the planet, in particular those directly overlooking the Ocean. The climate consequences of it are droughts (for example in Australia and Mozambique) and torrential rains in normally arid zones (ex. Ecuador and Peru).



# BRAZIL

**WeWorld Index Position:** 92nd in 172  
**Value:** 2

## Analysis of the Country

Desertification is the main problem of the territory where WeWorld works in Brazil, one of the most critical soil degradation processes in arid, semi-arid, dry sub-humid regions all over the planet. In the desertification process, the soil loses almost all its nutrients and plants stop sprouting. This happens because in these regions the soil is naturally frailer, with little water and little organic matter. The removal of plant cover – deforestation – leaves the soil exposed to the sun and worsens the situation. The soil rapidly becomes sandy and rocky. Without nutrients and water, it is almost impossible for new living beings to settle in. Weather events like wildfires, excess number of feral animals and the felling of trees speed up this process, which can become irreversible for the soil. These causes are also responsible for alteration of the river flow rate, which makes provisions of local community and familiar agriculture scarce.



## WeWorld's Action

The State where WeWorld works is Ceará, in the North East of Brazil, one of the least economically developed areas, with large pockets of poverty, due also to the drawbacks of living in the Sertão, literally “great desert”, which crosses most of the States in the region. The biome of the Sertão is Caatinga (an indigenous word meaning “white forest”). Its name comes from the whitish landscape of vegetation during the dry season; most plants shed their leaves and the trunks become whitish and dry. Caatinga is the most fragile of the Brazilian biomes. The unsustainable use of its soils and its natural resources for hundreds of years of occupation makes it pretty degraded. It is undergoing a fast desertification process, because of climate change and deforestation. **To limit the extension of desertification and preserve Caatinga, it is necessary not only to control these impacts through research, reforestation and creation of protected areas, but also design and stimulate a culture of prevention, which is to be taught and learnt from childhood.**

WeWorld in Brazil works through **education contextualized<sup>38</sup> to the semi-arid area**. Along with partners, training for more than 1,500 teachers, from more than 150 schools of 27 municipalities, is provided. Training topics related to the context are: identity, cohabitation models with semi-arid areas, seeds, water, agricultural and non-agricultural production process, family and ecosystem... etc. **We believe that for tackling climate change a deep, cultural change is needed, which can be achieved only by educating the new generations.** To reach this goal we also work a lot through advocacy and lobbying, to make contextualized education institutional, through ad hoc laws ensuring that this educational model can endure over time. Besides the precautionary approach in education, we support the development and delivery of low-cost cohabitation technologies with semi-arid areas, like the Bioagua system, a technology which, through filter systems, purifies clear waters and makes them suitable for irrigation. We also support the construction of tanks to collect rainwater, both for families and for schools and agriculture, with agro-ecological techniques. What we do with more than 30 groups of women from rural communities is also crucial. These groups are supported both on the subject of empowerment and contrast to violence, and on that of economic emancipation, which encompasses the creation of vegetable gardens cultivated with environmentally friendly techniques (agro-ecology), systems for recycling water and reuse of local resource.

<sup>38</sup> Contextualized learning/education is a special type of education that integrates habits, costumes and traditions of local realities, because being in a context means to learn from the reality you live in, in order to give value to it, to accept it and to improve it if necessary.





## PERU

WeWorld Index Position: 68th in 172  
Value: 17

### Analysis of the Country

The territory of Peru is home to more than 70% of the biodiversity on the planet. Moreover, the country features seven characteristics among those identified by the United Nations Framework Convention on Climate Change (UNFCCC)<sup>39</sup>, and because of that it is considered particularly vulnerable to climate change's negative effects. Among these effects, **the high vulnerability of fragile populations and ecosystems is to be highlighted. This vulnerability is due to various factors: poverty, institutional fragility, weak governance of development and the environment, high climate susceptibility of the production base, etc.** In Peru, there are many effects of climate change, some more evident than others. In particular: loss of agricultural land, salinization of soils, displacement of cultivated areas – over the last ten years the best area for growing coffee has risen by 200 metres above sea level – threaten food security and the independence of rural populations. In recent years, there are many more forest fires, with consequent reduction of biodiversity and expansion of desertification. **For geographical reasons then, the country is exposed to extreme weather events such as frosts, floods and above all El Niño, which causes torrential rains.** Furthermore, it is worth noting that 70% of the planet's tropical glaciers are in Peru: over the last 40 years, a 42% reduction of glaciers has been registered, with consequent alteration of the water cycle and reduction of the main reserves which supply the Amazon basin. The situation appears to be particularly worrying if we consider that Lima, with its 10 million inhabitants, is the biggest city in the world built in a desert, and that in the next years it may not have sufficient drinking water. It is a situation similar to that of most cities of the coastal zone of the country, where 75% of the population lives.

39 The United Nations Framework Convention on Climate Change, also known as The Rio Convention, was signed in Rio de Janeiro in 1992. It is the main international treaty aimed at fighting against climate change. The declared goal of the Convention is the reduction of greenhouse gases. To monitor progress made by the countries, every year a Conference of Parties is held (COP). Furthermore, the Convention lists a series of wake-up calls identifying vulnerable environments and resources and projected future impacts. For more information [https://unfccc.int/files/essential\\_background/background\\_publications\\_htmlpdf/application/pdf/conveng.pdf](https://unfccc.int/files/essential_background/background_publications_htmlpdf/application/pdf/conveng.pdf)

### WeWorld's Action

The extractive industry is one of the productive sectors most affecting climate change, and it is also one of the driving sectors of the Peruvian economy. In fact, Peruvian industry has built its economic cycles on several expansive cycles of raw materials, and in particular, the last twenty years of economic growth. Over and above considerations on the impact of mineral extraction on the production of greenhouse gases (15% of fuel emissions and two thirds of industrial sector emissions), the biggest impact is that of almost 8,000 abandoned mines, without any protection for the environment, with no maintenance nor any attention paid. **Nearly two thirds of social-environmental Peruvian conflicts are due to the mining industry, to the failure to comply with national norms, and to the Convention 169<sup>40</sup> on indigenous and tribal populations, regarding prior consultation.**

Through two projects called “¡Derechos Humanos y Ambientales Ya!” and “Alianza De Oro”, WeWorld, together with the Bartolomé de las Casas Centre, aims to improve the abilities of Defensores de Derechos Humanos y Ambientales of the high Andean communities in Cusco and Apurima regions, in developing proposals for better natural resource management, of territories in their remit, and in improving public policies to ensure adequate territorial planning and recovery and prevention measures for pollution caused by the extractive industry. Indeed, it has severe repercussions on the population's health (high concentration of heavy metals in the blood), on agricultural production and on the water cycle. The two projects, co-financed by the European Union, are set in Espinar, Chumbivilcas, Grau and Cotabambas provinces, among the most exposed to food insecurity and to rainfall variations over the next years. The projects aim to promote women's role in decision-making processes, and to boost communication skills and the leading role of Andean communities, rural municipalities, and at the same time to reinforce the role of the State at all levels, as the bearer of responsibilities and obligations towards the population and the mining companies.

40 It is also known as ILO Convention n. 169. For more information [https://www.ilo.org/wcmsp5/groups/public/---americas/---ro-lima/documents/publication/wcms\\_345065.pdf](https://www.ilo.org/wcmsp5/groups/public/---americas/---ro-lima/documents/publication/wcms_345065.pdf)



# ITALY

WeWorld Index Position: 22nd in 172

Value: 58

In Italy, WeWorld deals with climate change through education, information and awareness raising activities.

## Exponi le tue idee! (Express your ideas)

The educational competition “EXPONI LE TUE IDEE!” (EXPRESS YOUR IDEAS!) invented by WeWorld in the school year 2014/15, takes place through matches between high school and university students in the form of structured debates, before qualified judges. The subjects on which students are called to debate are highly topical global issues: human rights, inclusion, participation, environmental protection, discrimination, migration and development, youth policies, etc. On each of these subjects two teams confront each other, presenting the pro-and-con arguments, respectively. **The winner is the team which shows off the best analytical skills, expositive abilities, and content reasoning.** “EXPRESS YOUR IDEAS!” then is a competition aimed at developing youth’s reasoning skills and abilities to collect and select relevant and accurate information. The contest is usually held in Italian, but in the 2020/21 edition a parallel tournament was also added, completely in English.

The 2020/21 edition of the tournament is part of the End Climate Change, Start Climate of Change – in short #ClimateOfChange – project, co-financed by the European Commission, of which WeWorld is the leading agency or coordinator (see also the following pages). The debate contest has been organized in 13 nations. The winning national team of the high school tournament in English, and the winning national team of the University tournament will participate in the Pan-European Final, which will take place in November 2021 in Brussels.

### Some examples of debate for Exponi le tue idee! 2020/2021

**Water as a common good:**  
public or private management?

**Educational systems provide students with the tools necessary** to become more aware of the current situation and encourage their involvement in climate justice?

**More obligations for high-income countries** to combat climate change?

Should **international protection for people migrating** due to climate change be introduced?

Can climate change be combated by **switching to a meat-free diet**?





THE VOICE OF

**FABRIZIO FERRARO**

G. BERTO'S TEAM, Scientific  
Liceum Giuseppe Berto, Vibo  
Valentia,  
Italy




After our team participated in the Exponi competition, I am quite confident in saying that everybody's view of everyday-life problems has definitely changed. I do not believe that we were completely neglecting the issue of climate change, but after a super intense week of very detailed data collection from indisputable sources, such as the UN or the EU, the puzzle saw many pieces being added to it. Certainly it has still to be completed, ... but knowing how almost every little thing we do every day affects climate change, (whether it is the waste or the CO2 emissions we produce) surely changed the way we approach such matters. Just to see how irregular the typical seasonal weather pattern has become, to read how entire species of plants and animals are going towards extinction, and to know that in a few years the entire Antarctic continent will be completely melted reminds us of the huge responsibility we have by just doing our part, however little. Waste management, the way several means of transportation contribute to pollution in different amounts, what kind of industries to support, and what to do in our daily life to slow down climate change, thus saving our own future and helping those people who are already in much pain and whose lives are being threatened because of it. All these things are very difficult to forget, especially once you experience the frustration of seeing how poorly society is aware of them and how it barely tries to adapt to an environmentally-friendly lifestyle. Our knowledge has for sure benefitted from such an experience, because it has positively affected and made us change many of our daily habits towards a more ecological way of respecting our planet.



THE VOICE OF

**SOPHIA VALENTE**  
CONFUTO ERGO SUM  
TEAM, ISS "Alfano da  
Termoli", Termoli,  
Italy



If I have learnt one thing by participating in the Exponi debate is that you never know – or almost never – everything about what you thought you knew. Take any subject, your ideas about it, and then give yourself a position, PRO or CON. Regardless of your position, you will realize that you probably know less than a half of what could constitute a real argument. Almost certainly you do not have reliable sources, you have no data, you know only some quotations out of the context which of course cannot be a real idea. And we speak of just one single opinion to support. Imagine how little information we have to be able to know a subject "all-around". If there is a topic about which we believe we are informed, but about which instead we know very little, it is that of fighting against climate change. Having to defend an idea, in favour or against, forced me to search, to demolish not only my opponent's theory, but also and above all my theory, to prevent potential attacks. As a consequence, this leads one to question one's own initial opinions, to acquire new information, that we were not aware of before. So, yes, I have changed my mind, for two different reasons: because I have challenged my ideas and, sometimes, I have realized that they were not grounded; and because those ideas which have remained steadfast have become more updated and more well-founded.



## #CLIMATE OF CHANGE

#ClimateOfChange is a European project coordinated by WeWorld and financed by The European Commission within the DEAR (Development Education and Awareness Raising) Programme. The project, which will be implemented between 2020 and 2023, stems from WeWorld's expertise in formal and informal youth education, in local, national and European advocacy actions, together with climate change contrast and migrant protection activities in Italy and worldwide.

**The main objectives of #ClimateofChange are raising awareness and critical understanding of the link between climate change and migrations among European youth, and also analysing prevailing production and consumption models; encouraging the establishment of a movement of informed people, ready to change their life style and ask for innovative development policies at all levels, local, national and European.**

To do that, WeWorld coordinates a consortium made up of 15 non-governmental organizations, universities and local public entities from 13 European countries, together with 10 associated partners and 10 other European countries. In Italy WeWorld works together with the Municipality of Bologna, the Alma Mater Studiorum University of Bologna, in synergy with the Municipality of Milan and ASviS - Alleanza Italiana per lo Sviluppo Sostenibile (Italian Alliance for Sustainable Development) – and with a network of associations and platforms of local and national civil society.

**The #ClimateOfChange project in a nutshell:**

### RESEARCH

A survey has been carried out, in collaboration with Ipsos, in 23 European countries on a sample of 22,000 youths. Topic: the link between climate change, migrations and development models. A result that emerged from the survey is the willingness to engage; **for example, 8 out of 10 Italian youths could vote or have voted for politicians who prioritize issues on climate change and migration (due also to climate change).** Simultaneously, a study on the wellbeing economy has been conducted<sup>41</sup>, a sustainable and fairer economy, overcoming exploitation models on a global scale, instead of favouring them. In collaboration with an interdisciplinary team of experts of the University of Bologna, a case study has been performed, regarding the climate crisis impact on migrations in Senegal, Kenya, Cambodia and Guatemala<sup>42</sup>.

### AWARENESS RAISING, INFORMATION and EDUCATION

The action to raise awareness, inform and educate the new generations is closely connected to the #ClimateofChange's goals. **In this regard, debates in 13 European countries have been organized, involving 14,000 youths and 600 teachers (see above the box "Exponi le tue idee!").** In these actions of raising awareness, information and education the contribution of youths themselves is crucial: 60 youth associations are committed to engaging more than 20,000 boys and girls.

<sup>41</sup> The results of the Ipsos survey and the research on wellbeing economy are available on the #ClimateofChange website here - <https://climateofchange.info/italy/media-e-download/>

<sup>42</sup> The work will be published in December 2021





With the #ClimateofChange project we have launched a petition throughout Europe which asks European and national Institutions to act against climate change, to change direction and to reduce its negative consequences. **The requests will be delivered to the President of the European Commission, Ursula Von Der Leyen, on the occasion of the 27th Conference on Climate (COP27), in November 2022.**

We specifically ask for:

1. global warming to be kept below 1.5° C for EU climate neutrality (see the “Environment” Dimension) within 2040, by promoting the use renewable energies, energy efficiency, and the reduction of energy consumption
2. a socially and ecologically just wellbeing economy to be adopted, for which social interests count more than profits, in the name of a revitalised, sustainable, democratic, fair and care-based economy
3. resilient communities and global justice to be built up, financially and technically supporting countries victims of climate change and an international protection system for migration induced by climate change
4. Youth Councils to the European Union to be set up, putting youth at the centre, in single States and local administrations, and meeting their requests through political decisions

These requests are to be put into practice through actions and investments, firstly by the National Plan for Recovery and Resilience (Piano Nazionale di Ripresa e Resilienza – PNRR). It involves immediately abolishing all economic aid to fossil sources, promoting sustainable transport including rail, promoting a circular, social and solidarity/supportive economy, addressing the funds of Politica Agricola Comune (PAC: Common Agricultural Policy) to agro-ecology and dignified agricultural work. It involves backing the forthcoming European law which binds all businesses to respect human rights and the environment (mHREDD)<sup>44</sup>. These requests must result in help for the most fragile families to accompany them through this transition, and an increase in funding for Cooperation for Development and Aid (0.7 % of GDP), to strengthen resilience, mitigation and adaptation to climate change in vulnerable countries, while protecting environmental migrants.



**Let's get our voice heard - join the petition**  
<https://climateofchange.info/participate/petition/>

44 It is a bill proposing the introduction of mandatory corporate due diligence obligation, in order to identify, prevent, mitigate and account for human rights violations with collateral environmental effects in supply chains. For more info [https://www.europarl.europa.eu/RegData/etudes/BRIE/2020/659299/EPRS\\_BRI\(2020\)659299\\_EN.pdf](https://www.europarl.europa.eu/RegData/etudes/BRIE/2020/659299/EPRS_BRI(2020)659299_EN.pdf)

## CAMPAIGN

The core of the project is the pan-European #ClimateofChange campaign, which involves and will involve millions of boys and girls from 16 to 35, in 23 European countries. **In 2021, a Street Tour has been organized in 10 European countries: a traveling show of performative arts on climate change**<sup>43</sup>. In 2022, a series of TEDTalks and a Webseries of 4 episodes will be carried out.

## ADVOCACY

Throughout the project, advocacy actions will be proposed, at all levels, from local up to that of the European Commission. **An example of this is a petition that will be presented at COP27** (see the box above). **Youth's active participation** in decision-making processes is fundamental for climate justice to be at the heart of the political agenda, at all levels. In fact, the project includes participation in important meetings together with youths and representatives of local communities of the four countries in which the case study has been performed (Senegal, Kenya, Cambodia and Guatemala).

43 A step of the Street Tour has taken place on the occasion of the preparatory works for COP26.

## F.4 Conclusions

Because of the Covid-19 pandemic, climate change has slipped from the top of the global agenda. **Yet the Covid-19 emergency shows us, as never before, that environmental crisis and global phenomena are interconnected.** The Covid-19 health pandemic is at least the sixth since 1918, and even though its origins seem to be attributable to pathogens transmitted by animals, like all pandemics, its emergence is due to human activities (Ciccarese, 2020). In the meantime, the climate crisis has proceeded relentlessly. **Greenhouse gas concentrations increased in 2020, reaching new records, and we are to blame** (see the “Environment” Dimension). **The Special Report published in August 2021 by the IPCC is clear: human activities are estimated to have caused approximately 1.°C of global warming above pre-industrial levels.** At this rate, global warming is likely to reach 1.5°C between 2030 and 2052. This is no longer about facing extreme weather events, but coping with a complex phenomenon, which is upsetting national economies and affecting all living beings and the whole ecosystem. The climate crisis is a social crisis, and acts as a multiplier of inequalities, worsening pre-existing disparities and generating new ones, making vulnerable people and communities even more fragile.

**Acting decisively on climate change may produce 26 trillion dollars in economic benefits by 2030**

(UN, 2021a)



The economic impact, also, risks being devastating. According to a survey by Swiss Re Institute (2021), G7 countries risk losing 8.5% of GDP per year, nearly 5 trillion dollars, if temperatures will rise by 2.6°C before 2050 (as foreseen). **The climate crisis may have an impact equal to two Covid-19 pandemics per year on high-income countries' economies.** At the current rate, global GDP may decrease by 11-14 percentage

points by mid-century, compared to a world without climate change. If instead we were able to meet the goals of the Paris Agreement, the loss would be about 4% (Swiss Re Institute, 2021).

2021 could be a turning point in fighting climate change. Two important events held this year, the G20 (which has dedicated a summit on the environment in Naples) and COP26<sup>45</sup>, provide a good occasion to think hard on the next steps to be taken.

Urgent action is needed to deal with the structural causes of the climate crisis through a multidimensional approach, based simultaneously on respect for the planet and for human rights. Special attention must be addressed to marginalized communities, the most exposed to adverse climate crisis effects. As to this, **the intersectional environmentalism approach highlights not only the overlapping across discriminations (gender, generational, ethnical, racial etc....), which make some people more vulnerable than others, but also how the struggle for safeguarding the planet must proceed at the same speed as the struggle for human and civil rights.**

A rethink of our productive and consumption systems is needed, as they have been built on extractivist and predatory practices. Betting on circular economy and renewable energy use, reduction of meat consumption from intensive animal farming and of disposable packaging are all choices that can no longer be put off but must be carried out both at macro and micro level. A collective change is required, as many youth movements are demonstrating. **There must be a collective shift to place the climate crisis issue at the core of the political agenda, together with a personal life-style change towards sustainability, for everyone in a position to make such change.**



**Adopting a clean economy would create more than 65 million new low-carbon jobs**

(ibid.)

**An investment of \$1.8 trillion from 2020 to 2030 in adaptation could generate \$7.1 trillion in total net benefits**

(ibid.)



For a just and fair ecological transition, for a sane and sustainable future in favour of current and future generations. **A future in which nobody is left behind and everyone shares the weight for a just and fair change, bearing in mind that too often those who suffer the effects of the climate crisis most are those who are least responsible for it.** In order to do all that, it is no longer sufficient to fulfil the commitments undertaken in the Paris Agreement, but a bigger, multifaceted effort is required, involving both single individuals and States. **Time is running out. The time is now.**

45 For further information <https://ukcop26.org/the-conference/>





# APPENDIX





# WeWorld Index: methodology and technical notes

The **WeWorld Index** measures the inclusion level of children, adolescents and women, based on **17 DIMENSIONS** referring to **34 Indicators** (two per dimension), related to the Four Building Blocks for the implementation of women's and children's rights: health, education, economy and society.

Three indicators were changed in the 2021 edition of the WeWorld Index: n.2 Terrestrial and marine protected areas (% of total territorial area) was replaced with Per capita CO2 emissions; n.16 Children underweight was replaced with Children under 5 years old stunted; n. 17 Net enrollment rate pre-primary with Net enrollment rate lower secondary. The reasoning behind these changes concerns the fact that precendently used indicators are now considered obsolete and of little utility in order to measure women's and children's inclusion. Alongside with these considerations, the availability, accuracy and recentness of the indicators were also taken into account. Nonetheless, the original construction of the Index around 34 indicators allow these three changes of indicators without significantly affecting its calculation.

The indicators derive from internationally accredited sources (WHO, Unesco, World Bank, Unicef, UNDP etc.), or they are widely used indices (such as the Gender Gap Index or the Global Peace Index; see page x and the following pages for a complete list of the 34 indicators and their definitions). The calculation method of the WeWorld Index 2020 is the same as in the previous editions (for further information refer to them). All the countries with a population over 200,000 inhabitants have been taken into account. As the collection of statistical data at a global level is not always complete, countries with more than 9 missing data (out of 34) have been removed from the final ranking, but they have been considered in rankings related to single indicators. **Overall, the countries included in the 2021 edition are 176, and the countries in the final ranking are 172.** The countries excluded because of missing data are: Micronesia, Somalia, Solomon Islands and Korea, Dem. Rep.

The method used to draw up the WeWorld Index is the **Z-Score standardization**. By means of this procedure, it is possible to convert indicators to a common scale, making them homogeneous and "groupable" in a synthetic index. Moreover, the advantage, compared to other methods, is that it shows the extent of the differences between countries depending on a given indicator, and in the synthetic index. Some preliminary operations have been carried out before building up the synthetic index. In fact, some indicators may be positively correlated with the phenomenon to be measured (e.g., the percentage of female graduates is positively correlated with the inclusion of women and children), whereas others may be negatively correlated with it (e.g., infant mortality rate). Thus, prior to normalization, it is necessary to transform indicators so that an increase in an indicator corresponds to an increase in the composite index. Secondly, missing values have to be filled in with estimations or proxies, by considering older data or using the average of the geographic area of which a country is part. Finally, the indicators - expressed in different measurement units - have been made homogeneous through standardization. The average of the new values obtained is by definition equal to 0 and the variance equal to 1, and they vary over a very small range between positive and negative values. The more the values move away from 0, the further they are from the average value. Positive values represent a score above the average; negative values represent a lower-than-average score. From standardised values and by calculating the arithmetic mean, three "partial" synthetic context-related indices have been created; children, adolescents, and women respectively. Therefore, the WeWorld Index is the arithmetic mean of three partial indices. **The scores obtained by the countries in the synthetic index have been multiplied by 100 and rounded up to whole numbers, so that they are easier to read. The values obtained vary from +105 (first country in the ranking) to -125 (last country in the ranking).**

In the 2020 edition 3 indicators concerning the Covid-19 pandemic were added.

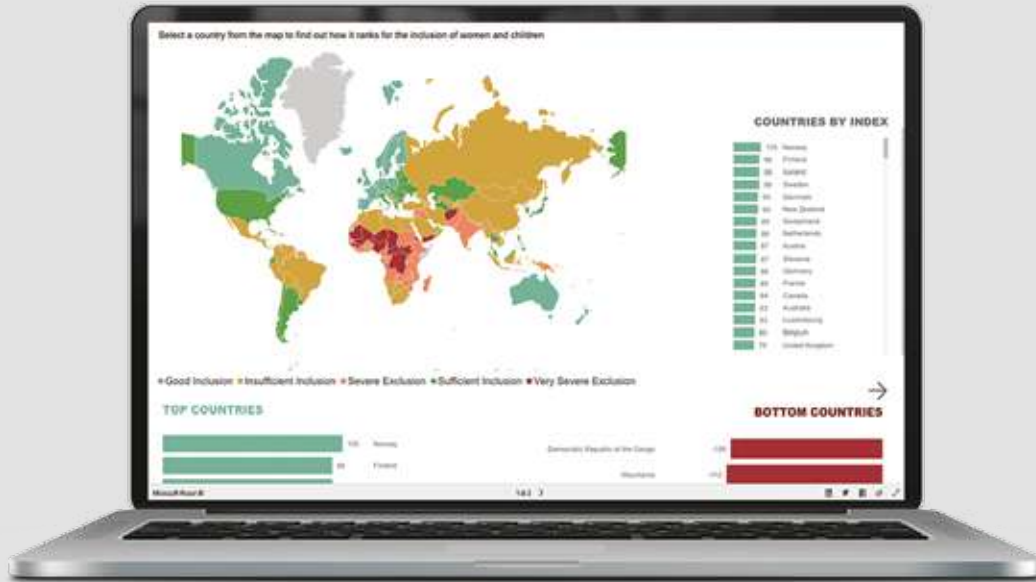
In 2021, they were included again:

- 35. Confirmed cases of Covid-19**
- 36. Real GDP**
- 37. Day of school closure**

For the indicator 35, the cases of infection, made available per country on the WHO website, have been calculated as the percentage of the population of the country. For the indicator 36, GDP percentage change in 2021 per country estimated by the International Monetary Fund has been taken into account. For the indicator 37, the school closure days have been calculated per country according to the information on the Unesco websites.

All the data referring to the three indicators are updated to June 2021.

The three indicators have been processed following the same method as the other 34; they have been transformed to be coherent with the WeWorld Index, normalized through the z-score procedure and added to the others for calculating the average. Before being added, the three indicators have been given a heavier weighting than the others (1.25, while the other indicators have been given a weight of 1), in order to reflect their relative importance, for the composite Index, in the year of the pandemic.



To interactively explore and navigate the entire data of the WeWorld Index 2021 report

[weworldindex.org](http://weworldindex.org)

## Acronyms

<b>ASviS</b>	Alleanza Italiana per lo Sviluppo Sostenibile	<b>ITU</b>	International Telecommunication Agency
<b>COP</b>	Conference of the Parties	<b>KPK</b>	Corruption Eradication Commission of Indonesia
<b>CRED</b>	Centre for Research on the Epidemiology of Disasters	<b>MENA</b>	Middle East and North Africa
<b>DEAR</b>	Development Education and Awareness Raising Programme	<b>NDCs</b>	Nationally Determined Contributions
<b>DRR</b>	Disaster Risk Management	<b>OECD</b>	Organisation for Economic Cooperation and Development
<b>EM-DAT</b>	Emergency Events Database	<b>ORWH</b>	Office Research on Women's Health
<b>EPA</b>	Environmental Protection Agency	<b>PAC</b>	Politica Agricola Comune
<b>EWEs</b>	Extreme Weather Events	<b>PNRR</b>	Piano Nazionale di Ripresa e Resilienza
<b>FAO</b>	Food and Agriculture Organization	<b>SDGs</b>	Sustainable Development Goals
<b>FFF</b>	Fridays For Future	<b>SPAK</b>	Saya Perempuan Anti-Korupsi
<b>GBV</b>	Gender Based Violence	<b>STEM</b>	Science, Technology, Engineering, Mathematics
<b>GDP</b>	Gross Domestic product	<b>UNAIDS</b>	Joint United Nations Programme on HIV/AIDS
<b>GGGR</b>	Global Gender Gap Report	<b>UNDP</b>	United Nations Development Programme
<b>GGI</b>	Gender Gap Index	<b>UNEP</b>	United Nations Environment Programme
<b>GII</b>	Gender Inequality Index	<b>UNFCCC</b>	United Nations Framework Convention on Climate Change
<b>ICG</b>	International Crisis Group	<b>UNFPA</b>	United Nations Population Fund
<b>ICTs</b>	Information and Communication Technologies	<b>UNHCR</b>	United Nations High Commissioner for Refugees
<b>IDCM</b>	Internal Displacement Monitoring Centre	<b>UNODC</b>	United Nations Office on Drugs and Crime
<b>IEA</b>	International Energy Agency	<b>USGS</b>	United States Geological Survey
<b>IEP</b>	Institute for Economics and Peace	<b>WB</b>	World Bank
<b>IFRC</b>	International Federation of Red Cross and Red Crescent Societies	<b>WEF</b>	World Economic Forum
<b>ILO</b>	International Labour Organization	<b>WFP</b>	World Food Programme
<b>IMF</b>	International Monetary Fund	<b>WHO</b>	World Health Organization
<b>IPCC</b>	Intergovernmental Panel on Climate Change	<b>WMO</b>	World Meteorological Organization
<b>IPU</b>	Inter-parliamentary Union		



## Geographical areas\*

### West Europe, North America, Australia and New Zealand

Austria, Belgium, Cyprus, Denmark, Estonia, Finland, France, Germany, Greece, Hungary, Iceland, Ireland, Italy, Latvia, Lithuania, Luxemburg, Malta, Netherlands, Norway, Poland, Portugal, Czech Republic, Slovakia, Slovenia, Spain, Sweden, Switzerland, United Kingdom, United States, Canada, Australia, New Zealand.

### Central and East Europe

Albania, Armenia, Azerbaijan, Belarus, Bosnia Herzegovina, Bulgaria, Croatia, Georgia, Kazakhstan, Kirghizstan, Macedonia, Montenegro, Moldova, Romania, Russia, Serbia, Tajikistan, Turkey, Turkmenistan, Ukraine, Uzbekistan.

### Middle East and North Africa

Algeria, Bahrain, Djibouti, Egypt, Iran, Iraq, Jordan, Kuwait, Lebanon, Libya, Morocco, Oman, Palestine, Qatar, Saudi Arabia, Sudan, Syria, Tunisia, United Arab Emirates, Yemen, Israel.

### Central and West Africa

Benin, Burkina Faso, Cape Verde, Cameroon, Central African Republic, Chad, Republic of Congo, Ivory Coast, Democratic Republic of Congo, Equatorial Guinea, Gabon, Gambia, Ghana, Guinea, Guinea-Bissau, Liberia, Mali, Mauritania, Niger, Nigeria, Sao Tomé and Príncipe, Senegal, Sierra Leone, Togo.

### East and South Africa

Angola, Botswana, Burundi, Comoro Islands, Eritrea, Ethiopia, Kenya, Lesotho, Madagascar, Malawi, Mauritius, Mozambique, Namibia, Rwanda, Somalia, South Africa, South Sudan, Swaziland, Uganda, Tanzania, Zambia, Zimbabwe.

### East Asia and Pacific

Brunei, Cambodia, China, Democratic Republic of Korea, Republic of Korea, Fiji, Indonesia, Lao People's Democratic Republic, Malaysia, Micronesia, Mongolia, Myanmar, Papua New Guinea, Philippines, Singapore, Thailand, East Timor, Vietnam, Japan, Vanuatu, Solomon Islands.

### South Asia

Afghanistan, Bangladesh, Bhutan, India, Maldives, Nepal, Pakistan, Sri Lanka.

### Latin America and Caribbean

Argentina, Bahamas, Barbados, Belize, Bolivia, Brazil, Chile, Colombia, Costa Rica, Cuba, Dominican Republic, Ecuador, El Salvador, Jamaica, Guatemala, Guyana, Haiti, Honduras, Mexico, Nicaragua, Panama, Paraguay, Peru, Suriname, Trinidad and Tobago, Uruguay, Venezuela.

## THE VOICES of the WeWorld Index 2021

### MARTINA COMPARELLI

Spokeswoman for the "Fridays For Future" movement, Italy

### ROSEMARY AKAI and YUSUF MEDO

Beneficiaries of WeWorld's project on climate change and resilience to drought in Kenya

### CHIARA CARDOLETTI

UNHCR Representative to Italy, the Holy See and San Marino, Italy

### PAULO CÉSAR CARBONARI

Graduate in Philosophy, Social Educator and Human Rights Activist, Brazil

### LAURO ROSSI

Program Director at CIMA (Centro Internazionale in Monitoraggio Ambientale - International Center for Environmental Monitoring) Research Foundation, University of Genoa, Italy

### MANASI SHARMA

Research Consultant (Mental Health), Unicef Office of Research - Innocenti, Florence, Italy

### DOCA MICHE QUINOQUE and MARIA MARCOS

Beneficiaries of WeWorld's education project in Mozambique

### SHADIA MUHIDINI and FATUMA CHITANDA

Beneficiaries of WeWorld's education project in Tanzania

### DAVID STEWART

Co-Chair: Global Coalition to End Child Poverty Chief, Child poverty and social protection, Unicef, NY, U.S.A.

### AGNES JOHN and THERESIA MASOLELA

Beneficiaries of WeWorld's project in Tanzania

### ETIENNE MUGULA,

Health Coordinator in WeWorld's project in Burundi

### NAFLA

Beneficiary of WeWorld's humanitarian project in Lebanon

### SUNITA

Worker in the Agro Pontino Valley, Italy

### ROCÍO SILVA-SANTISTEBAN

Activist, writer, University Professor and member of parliament in the coalition of the left "Frente Amplio", Peru

### MARCELINE NAUDI

Member of GREVIO, Senior Lecturer Department of Gender and Sexualities University of Malta, Regional Editor (Europe) Journal of Gender-Based Violence, European Observatory of Femicide, Malta

\* The geographical areas reported here have been established in the WeWorld Index to make estimates to fill in for missing data and do not necessarily correspond to commonly recognized areas.

# WeWorld Index 2021 Indicators

DIMENSION	INDICATOR
ENVIRONMENT	1 - Concentrations of fine particulate matter (PM2.5)
	2 - CO2 emissions per capita
HOUSING	3 - People using at least basic drinking water services
	4 - People using at least basic sanitation services
CONFLICTS AND WARS	5 - Global Peace Index
	6 - Number of refugees per country of origin
POWER AND DEMOCRACY	7 - Global Democracy Index
	8 - Corruption Perception Index
SECURITY AND PROTECTION	9 - Intentional homicide rate
	10 - People dead & affected by natural and technological disasters
ACCESS TO INFORMATION	11 - People with access to electricity
	12 - Individuals using Internet
GENDER	13 - Gender Gap Index (GGI)
	14 - Gender Inequality Index (GII)
CHILDREN'S HEALTH	15 - Under-five mortality rate
	16 - Children underweight
CHILDREN'S EDUCATION	17 - Primary net enrollment rate
	18 - Lower Secondary net enrollment rate
CHILDREN'S HUMAN CAPITAL	19 - Adult literacy rate
	20 - Government expenditure on education
CHILDREN'S ECONOMIC CAPITAL	21 - Unemployment rate
	22 - GDP per capita (current US\$)
VIOLENCE AGAINST CHILDREN	23 - Children aged 5-17 involved in child labour
	24 - Adolescent fertility rate
WOMEN'S HEALTH	25 - Maternal mortality ratio
	26 - Life expectancy at birth female
WOMEN'S EDUCATION	27 - Adult female literacy rate
	28 - Percentage of female graduates from tertiary education
WOMEN'S ECONOMIC OPPORTUNITIES	29 - Female unemployment rate
	30 - Earned income (female to male ratio)
WOMEN'S POLITICAL PARTICIPATION	31 - Percentage of women in national parliaments (seats)
	32 - Percentage of women in Ministerial positions
VIOLENCE AGAINST WOMEN	33 - Percentage of women physically and/or sexually abused by a partner
	34 - Intentional homicide rate female
COVID-19	35 - Covid-19 cases
	36 - Gross Domestic Product increase
	37 - Days of school closures



DEFINITION

SOURCE

Annual mean, in micrograms per cubic meter	WHO, 2021
Metric tons per capita	World Bank, 2021
People using at least basic drinking water services. Percentage of the total population of a country	WHO/Unicef, 2017
People using at least basic sanitation services. Percentage of the total population of a country	WHO/Unicef, 2017
Country peace level on a scale 1 (most peaceful) to 5 (least peaceful), examining level of security, presence of internal or external conflicts, and level of militarisation	The Institute for Economics and Peace, 2021
Percentage of the total population of a country (including those who have obtained refugee status, but excluding asylum seekers - those who have applied for asylum and refugee status but have not received a response yet, or who are registered as asylum applicants - and internal displaced people)	WeWorld elaboration of UNHCR data, 2021
Country democracy state on a scale 0 (authoritarian regime) to 10 (full democracy), taking into account five aspects: electoral pluralism, respect of civil rights, efficacy of government activities, participation of citizens in politics, and political culture in general	Economist Intelligent Unit, 2020
Perceived levels of public sector corruption in 180 countries/territories around the world on a scale 0 (more corruption) to 100 (less corruption)	Transparency International, 2021
Percentage per 100,000 inhabitants per country. Voluntary homicide is defined as the death intentionally caused by one person to another person	UNODC, 2019
Number of people dead/plus affected by natural and technological disasters out of the total population of a country. Expressed in percentage	EM-DAT, 2021
People with access to electricity. Percentage of the total population of a country	World Bank, 2021
Individuals using Internet. Percentage of the total population of a country	ITU, 2020
Country gender gap, ranging from 0 (total inequality) to 1 (total equality)	World Economic Forum, 2021
Country gender gap, ranging from 0 (total equality) to 1 (total inequality)	UNDP, 2021
Probability of dying by age 5 per 1000 live births	UNICEF/WHO, 2020
Percentage of children aged 0-59 months who are more than two standard deviations below median height-for-age of the WHO Child Growth Standards	UNICEF/WHO, 2020
Total number of students in the theoretical age group for a given level of education enrolled in that level, expressed as a percentage of the total population in that age group	Unesco, 2021
Total number of students in the theoretical age group for a given level of education enrolled in that level, expressed as a percentage of the total population in that age group	Unesco, 2021
Percentage of population aged 15 years and over who can both read and write with understanding a short simple statement on his/her everyday life. Generally, 'literacy' also encompasses 'numeracy', the ability to make simple arithmetic calculations	Unesco, 2021
Percentage of GDP of a country	Unesco, 2020
Percentage of total labour force that is without work but available for and seeking employment	ILO, 2020
GDP per capita, expressed in current U.S. dollars	World Bank, 2020
Percentage of the total number of children aged 5-17 per country	Unicef, 2019
Number of births per 1,000 women aged 15-19	World Bank, 2020
Number of women died per year during pregnancy, or within 42 days after the end of the pregnancy, per 100,000 live births. The death must be due to some causes related to or aggravated by the pregnancy or the relating treatment	WHO, 2019
The number of years a newborn girl would live if prevailing patterns of mortality at the time of her birth were to stay the same throughout her lifetime	World Bank, 2020
Percentage of female ages 15 and above who can both read and write, with understanding, a short simple statement about their everyday life	Unesco, 2020
Percentage of the total number of graduates	Unesco, 2019
Share of the labor force that is without work but available for and seeking employment	ILO, 2021
Ratio between female earned income and male earned income (estimates)	World Economic Forum, 2021
Number of seats allocated to women in the lower or single House of Parliament, expressed as the percentage of the total number of Parliamentary seats	IPU, 2021
Number of women in Ministerial positions (or equivalent) in the government, expressed as the percentage of the total number of Ministerial positions	IPU, 2021
Number of women physically and/or sexually abused by a partner on the total female population, based on questionnaires filled in by women aged 15 or older (for further information refer to WHO and OECD)	WHO/FRA, 2021
Unlawful death inflicted upon a person with the intent to cause death or serious injury. Rates per 100,000 population. Inclusions: murder; honour killing; serious assault leading to death; death as a result of terrorist activities; dowry-related killings; femicide; infanticide; voluntary manslaughter; extrajudicial killings; killings caused by excessive use of force by law enforcement/state officials	UNODC, 2021
Confirmed cases of people infected by countr	WHO, 2021
Percentage increase of GDP in 2021 by country	IMF, 2021
Days of school closures by country	World Bank/Unesco, 2021



Country	DIMENSIONS		1. Environment		2. Housing		3. Conflicts And Wars		4. Power And Democracy		5. Security And Protection		6. Access To Information		7. Gender		8. Children's Health		
	2015 Position	2020 Position	Indicator 1	Indicator 2	Indicator 3	Indicator 4	Indicator 5	Indicator 6	Indicator 7	Indicator 8	Indicator 9	Indicator 10	Indicator 11	Indicator 12	Indicator 13	Indicator 14	Indicator 15	Indicator 16	
Afghanistan	160	169	↓	58,06	0,20	67,06	43,42	3,64	7,877	2,85	19	6,65	67,43	97,70	11,45	0,444	0,655	60,26	35,10
Albania	64	29	↑	10,30	1,93	91,04	97,72	1,87	0,542	6,08	36	2,28	7,30	100,00	68,55	0,770	0,181	9,68	9,60
Algeria	95	98	↓	42,53	3,59	93,56	87,59	2,28	0,011	3,77	36	1,37	0,32	99,50	49,04	0,633	0,429	23,25	9,30
Angola	149	147	↑	18,20	0,88	55,84	49,88	2,08	0,027	3,66	27	9,65	0,17	45,67	14,34	0,657	0,536	74,68	37,70
Argentina	26	60	↓	32,52	3,98	99,08	94,26	1,97	0,000	6,95	42	5,32	0,31	100,00	74,29	0,752	0,328	9,26	7,80
Armenia	76	71	↑	12,47	1,88	99,91	93,64	2,13	0,354	5,35	49	1,69	0,82	100,00	66,54	0,673	0,245	11,78	9,10
Australia	13	13	=	12,47	15,47	99,97	99,99	1,38	0,000	8,96	77	0,89	0,14	100,00	86,55	0,731	0,097	3,6	2,10
Austria	11	8	↑	19,92	7,14	100,00	99,97	1,27	0,000	8,16	76	0,96	0,00	100,00	87,75	0,777	0,069	3,47	N/A
Azerbaijan	85	88	↓	38,89	3,22	91,39	92,51	2,3	1,005	2,68	30	2,20	0,00	100,00	81,10	0,688	0,323	20,43	16,30
Bahamas, The	66	93	↓	27,74	5,86	98,89	94,93	N/A	0,141	N/A	63	31,95	3,94	100,00	85,00	0,725	0,341	12,6	N/A
Bahrain	71	95	↓	17,36	19,59	100,00	100,00	2,2	0,037	2,49	42	0,54	0,00	100,00	99,70	0,632	0,212	6,9	5,10
Bangladesh	129	133	↓	19,14	0,51	97,02	48,23	2,12	0,012	5,99	26	2,37	9,64	92,20	12,90	0,719	0,537	30,75	30,20
Barbados	47	38	↑	5,90	4,36	98,49	97,28	N/A	0,085	N/A	64	9,76	0,00	100,00	81,76	0,769	0,252	12,65	6,60
Belarus	43	29	↑	23,01	6,25	96,48	97,79	2,11	0,034	2,59	47	2,39	0,53	100,00	82,79	0,758	0,118	3,23	3,90
Belgium	10	10	=	38,99	8,17	100,00	99,49	1,49	0,000	7,51	76	1,69	0,02	100,00	90,28	0,789	0,043	3,4	2,30
Belize	85	98	↓	11,64	1,77	97,99	87,86	N/A	0,019	N/A	N/A	37,78	14,02	92,72	47,08	0,699	0,415	12,3	13,30
Benin	137	149	↓	42,93	0,68	66,41	16,45	2,18	0,005	4,58	41	1,12	0,06	40,32	14,12	0,653	0,612	90,28	31,30
Bhutan	105	86	↑	23,09	1,82	97,23	69,25	1,5	0,914	5,71	68	1,19	0,07	100,00	48,11	0,639	0,421	28,49	22,40
Bolivia	80	88	↓	12,70	2,00	92,85	60,72	2,07	0,005	5,08	31	6,21	5,13	96,30	47,47	0,722	0,417	25,97	12,70
Bosnia and Herzegovina	99	62	↑	18,76	6,78	96,14	95,36	2,04	0,477	4,84	35	1,17	0,48	100,00	69,95	0,713	0,149	5,85	9,10
Botswana	113	120	↓	56,82	3,64	90,34	77,27	1,69	0,009	7,62	60	10,53	1,76	70,18	41,41	0,716	0,465	41,59	22,80
Brazil	54	92	↓	23,08	2,04	98,19	88,29	2,41	0,001	6,92	38	27,38	0,30	99,80	73,91	0,695	0,408	13,93	6,10
Brunei Darussalam		48		37,92	16,64	99,90	96,35	N/A	0,004	N/A	60	0,49	0,00	100,00	95,00	0,678	0,255	11,42	12,70
Bulgaria	26	48	↓	70,81	5,85	99,11	86,00	1,62	0,008	6,71	44	1,30	0,01	100,00	67,95	0,746	0,206	6,73	6,40
Burkina Faso	152	161	↓	60,84	0,21	47,89	19,40	2,31	0,075	3,73	40	1,25	13,66	18,38	15,88	0,651	0,594	87,54	25,50
Burundi	125	133	↓	12,88	0,05	60,83	45,82	2,5	3,141	2,14	19	6,05	0,96	11,06	2,66	0,769	0,504	56,46	57,60
Cabo Verde	85	82	↑	15,72	1,14	87,08	73,85	N/A	0,004	7,65	58	6,80	0,00	95,53	61,94	0,584	0,397	14,86	9,70
Cambodia	116	109	↑	10,64	0,68	78,51	59,23	2,01	0,076	3,10	21	1,84	7,58	93,00	40,55	0,684	0,474	26,59	29,90
Cameroon	127	146	↓	44,90	0,34	60,38	39,08	2,65	0,296	2,77	25	1,38	0,10	63,45	23,20	0,692	0,560	74,8	27,20
Canada	29	20	↑	17,63	15,49	99,44	99,29	1,29	0,000	9,24	77	1,75	0,26	100,00	92,70	0,772	0,080	4,85	N/A
Central African Republic	167	170	↓	6,43	0,07	46,33	25,32	3,23	13,301	1,32	26	20,12	0,48	14,30	4,34	N/A	0,680	11,05	40,10
Chad	166	172	↓	42,67	0,06	38,70	8,34	2,53	0,064	1,55	21	9,02	0,25	8,40	6,50	0,593	0,710	113,79	35,00
Chile	33	46	↓	52,66	4,62	99,83	100,00	1,8	0,004	8,28	67	4,40	0,01	100,00	82,33	0,716	0,247	6,97	1,60
China	58	56	↑	25,88	7,40	92,85	84,76	2,16	0,013	2,27	42	0,52	2,04	100,00	54,30	0,682	0,168	7,9	4,70
Colombia	92	104	↓	20,54	1,60	97,30	89,63	2,64	0,373	7,04	39	25,34	1,01	99,77	65,01	0,628	0,428	13,75	11,50
Comoros		148		34,77	0,31	80,17	35,86	N/A	0,088	3,09	21	7,6	37,49	84,05	8,48	N/A	N/A	62,89	22,60
Congo, Dem. Rep.	164	167	↓	46,63	0,02	43,24	20,46	3,24	0,926	1,13	18	13,36	0,93	19,10	8,62	0,576	0,617	84,8	40,80
Congo, Rep.	146	152	↓	16,52	0,61	73,22	20,17	2,34	0,270	3,11	19	10,08	10,23	48,33	8,65	N/A	0,570	47,8	18,00
Costa Rica	39	38	↑	19,00	1,65	99,70	97,82	1,69	0,005	8,16	57	11,26	2,99	99,71	81,20	0,672	0,288	8,61	8,60
Cote d'Ivoire	157	153	↑	72,79	0,39	72,87	32,13	2,16	0,139	4,11	36	11,84	0,17	68,55	36,29	0,627	0,638	79,28	17,80
Croatia	46	25	↑	15,01	4,05	99,99	96,54	1,61	0,580	6,50	47	0,57	5,47	100,00	79,08	0,733	0,116	4,78	N/A
Cuba	29	40	↓	N/A	2,20	95,33	92,81	2,07	0,079	2,84	47	5,05	0,49	99,80	67,97	0,746	0,304	5,11	7,00
Cyprus	36	23	↑	16,07	6,07	99,61	99,15	1,92	0,002	7,56	57	1,26	0,01	100,00	86,06	0,707	0,086	2,3	N/A
Czech Republic	36	29	↑	12,02	9,64	99,88	99,13	1,33	0,011	7,67	54	0,62	0,00	100,00	80,87	0,711	0,136	3,17	2,50
Denmark	2	6	↓	13,72	5,76	100,00	99,60	1,28	0,000	9,15	88	1,00	0,00	100,00	98,05	0,768	0,038	3,76	N/A
Djibouti	143	129	↑	19,49	0,51	75,63	63,61	2,21	0,220	2,71	27	6,77	33,79	61,28	55,68	N/A	N/A	57,49	34,00
Dominican Republic	101	75	↑	38,88	2,36	96,69	83,89	1,99	0,006	6,32	28	10,04	0,45	100,00	74,82	0,699	0,455	27,97	5,90
Ecuador	51	78	↓	86,99	2,31	93,99	87,99	2,08	0,010	6,13	39	5,80	0,98	100,00	57,27	0,739	0,384	13,98	23,10
Egypt, Arab Rep.	119	102	↑	12,52	2,50	99,11	94,19	2,48	0,026	2,93	33	3,23	0,02	100,00	57,28	0,639	0,449	20,28	22,30
El Salvador	93	107	↓	N/A	1,06	97,39	87,43	2,24	0,704	5,90	36	52,01	8,64	100,00	50,49	0,738	0,383	13,28	11,20
Equatorial Guinea	150	163	↓	16,21	5,09	64,67	66,31	1,89	0,012	1,92	16	3,21	0,32	66,59	26,24	N/A	N/A	81,84	19,70
Eritrea	158	160	↓	9,70	0,23	51,85	11,94	2,56	14,719	2,15	21	7,46	0,00	50,39	1,31	N/A	N/A	40,49	49,10
Estonia	17	28	↓	38,97	12,10	99,71	99,15	1,68	0,021	7,84	75	2,11	0,00	100,00	89,53	0,733	0,086	2,39	1,20
Eswatini	143	140	↑	N/A	0,95	69,01	58,35	1,93	0,018	3,08	33	11,55	20,37	77,17	30,30	0,729	0,567	49,36	22,60
Ethiopia	151	151	=	13,46	0,14	41,06	7,32	2,52	0,156	3,38	38	7,6	0,49	48,27	18,62	0,691	0,517	50,73	35,30
Fiji	105	86	↑	11,81	2,15	93,79	95,07	N/A	0,057	5,72	N/A	2,97	52,47	100,00	49,97	0,674	0,370	25,69	7,50
Finland	4	5	↑	10,84	8,04	100,00	99,45	1,4	0,000	9,20	85	1,62	0,00	100,00	89,61	0,861	0,047	2,38	N/A
France	12	12	=	N/A	4,61	100,00	98,65	1,93	0,000	7,99	69	1,19	0,02	100,00	83,34	0,784	0,049	4,45	N/A
Gabon	138	140	↓	10,47	2,17	85,77													

9. Children's Education		10. Children's Human Capital		11. Children's Economic Capital		12. Violence Against Children		13. Women's Health		14. Women's Education		15. Women's Economic Opportunities		16. Women's Political Participation		17. Violence Against Women		Covid-19			
Indicator 17	Indicator 18	Indicator 19	Indicator 20	Indicator 21	Indicator 22	Indicator 23 <sup>a</sup>	Indicator 24	Indicator 25	Indicator 26	Indicator 27	Indicator 28	Indicator 29	Indicator 30	Indicator 31	Indicator 32	Indicator 33 <sup>b</sup>	Indicator 34	Indicator 35	Indicator 36 <sup>c</sup>	Indicator 37	
N/A	N/A	43.02	4.05	11.70	507.10	N/A	61.32	638.00	66.38	29.80	23.55	13.81	0.13	27.00	6.45	48.00	0.85	0.3649	4.00	155	
97.89	96.30	98.14	3.61	11.70	5353.24	3.30	19.50	15.00	80.20	97.76	63.33	11.31	0.58	29.51	56.25	13.00	0.92	4.6253	5.00	120	
99.60	N/A	81.41	N/A	12.80	3.973.96	4.26	9.59	112.00	78.13	75.32	64.46	20.44	0.19	26.00	14.70	29.00	0.4	0.3148	2.86	105	
N/A	N/A	66.03	N/A	7.70	2.790.72	18.72	145.39	241.00	64.03	53.41	50.41	7.21	0.72	29.60	31.81	38.00	3.67	0.1247	0.37	230	
99.59	99.89	99.00	4.92	11.70	9.912.28	N/A	62.34	39.00	79.99	99.06	60.00	10.69	0.55	42.40	18.18	30.00	1.74	9.7993	5.83	270	
91.12	89.70	99.74	2.70	20.20	4.622.73	4.10	20.28	26.00	78.51	99.67	59.43	20.27	0.49	22.70	0.00	10.00	0.64	7.5790	1.00	60	
99.57	97.55	N/A	5.12	6.60	55.057.20	N/A	10.93	6.00	85.00	N/A	57.76	5.11	0.45	31.10	26.66	17.00	0.66	0.1190	4.53	135	
99.95	99.69	N/A	5.35	5.80	50.121.55	N/A	6.74	5.00	84.20	N/A	54.93	4.34	0.54	39.90	57.14	14.00	0.88	7.2597	3.47	170	
91.54	99.82	99.79	2.45	6.30	4.793.12	N/A	57.15	26.00	75.45	99.72	56.65	5.73	0.54	18.20	0.00	14.00	1.21	3.3260	2.31	225	
74.23	N/A	N/A	N/A	14.40	34.863.74	N/A	28.44	70.00	76.08	N/A	60.00	10.11	0.66	12.80	6.66	26.00	3.00	3.2691	1.99	250	
97.65	96.26	97.46	2.32	4.10	23.503.97	N/A	13.11	14.00	78.42	94.94	63.59	4.76	0.34	15.00	4.54	29.00	0.00	17.5695	3.29	265	
N/A	N/A	74.68	1.32	5.30	1.855.73	N/A	81.66	173.00	74.59	71.94	28.00	6.55	0.4	20.90	7.69	50.00	1.51	0.5545	5.03	250	
98.93	94.98	99.60	3.20	12.80	18.148.24	1.35	28.71	27.00	80.48	99.60	60.00	10.35	0.86	20.00	31.57	26.00	3.37	1.4163	4.10	190	
98.69	98.94	99.76	4.79	5.30	6.697.96	0.98	12.99	2.00	79.40	99.72	57.77	3.50	0.61	40.00	3.57	22.00	1.72	4.4247	-0.39	0	
99.48	99.14	N/A	6.41	6.00	46.345.40	N/A	4.48	5.00	84.00	N/A	59.71	4.92	0.65	42.00	57.14	19.00	1.4	9.4129	4.04	115	
99.51	89.95	N/A	7.56	7.80	4.815.16	3.30	67.61	36.00	77.84	N/A	64.27	9.65	0.56	12.50	11.11	24.86	8.67	3.1568	1.92	220	
93.52	N/A	42.36	2.93	2.50	1.219.43	41.30	81.97	397.00	63.32	31.07	59.58	2.48	0.72	8.40	20.83	25.00	5.00	0.0675	4.97	75	
96.34	87.98	66.56	6.85	3.70	3.316.17	3.50	17.60	183.00	72.17	57.08	34.19	3.01	0.58	14.90	10.00	22.00	0.28	0.2819	-1.92	255	
94.67	92.90	92.46	N/A	5.60	3.552.06	N/A	62.90	155.00	74.50	88.58	60.00	3.53	0.67	46.20	22.22	40.00	5.30	3.7333	5.50	280	
N/A	N/A	96.99	N/A	16.90	6.108.51	N/A	8.65	10.00	79.85	N/A	58.58	18.72	0.56	26.20	18.75	13.00	0.59	6.2520	3.50	240	
N/A	N/A	86.82	N/A	17.70	7.961.32	N/A	44.65	144.00	72.38	N/A	47.51	20.51	0.61	10.80	15.78	35.00	3.67	2.9868	7.50	100	
99.48	97.55	93.23	6.32	13.70	8.717.18	N/A	56.66	60.00	79.55	93.42	60.71	14.14	0.56	15.20	10.52	24.00	3.47	8.7566	3.65	265	
99.42	96.87	97.21	4.43	8.40	31.086.75	N/A	9.15	31.00	77.10	96.30	63.16	8.27	0.72	9.10	0.00	19.00	1.06	0.0564	1.64	85	
86.69	87.14	N/A	4.09	5.70	9.828.14	N/A	38.79	10.00	78.50	N/A	60.70	3.86	0.64	23.80	38.88	16.00	0.89	6.1017	4.40	175	
78.12	53.85	41.22	5.38	5.00	786.89	42.00	99.80	320.00	62.29	32.68	40.19	4.53	0.56	6.30	15.38	18.00	5.00	0.0645	4.25	65	
92.42	66.33	68.38	5.07	0.80	261.24	30.92	53.91	548.00	63.37	61.22	28.38	0.98	1	38.20	37.50	41.00	2.3	0.0459	2.81	0	
93.55	86.54	86.79	5.18	13.40	3.603.78	N/A	71.63	58.00	76.19	82.04	64.44	11.46	0.69	36.10	14.28	17.19	3.69	5.8271	5.76	100	
90.64	86.69191	80.53	2.16	0.30	1.643.12	12.60	51.26	160.00	71.90	75.03	42.77	0.16	0.79	21.60	9.37	19.00	1.06	0.3214	4.15	190	
91.67	63.28337	77.07	3.13	3.60	1.507.45	38.90	101.18	529.00	60.56	71.58	48.70	3.77	0.47	33.90	14.89	38.00	0.9	0.3046	3.43	90	
99.78	99.92752	N/A	N/A	9.50	46.189.66	N/A	7.68	10.00	84.20	N/A	57.56	5.25	0.66	29.60	51.42	27.00	0.9	3.7256	5.04	235	
N/A	N/A	37.40	N/A	4.30	467.90	30.46	124.85	829.00	55.51	25.75	42.06	4.21	N/A	N/A	11.10	20.68	27.00	10.40	0.1478	3.49	115
73.84	37.77	22.31	2.45	2.30	709.54	38.95	154.73	1.140.00	55.66	13.96	42.06	1.85	0.67	15.40	20.00	28.00	5.00	0.0301	1.76	140	
98.71	94.70	96.40	5.41	11.50	14.896.45	5.90	39.22	13.00	82.44	96.33	56.97	8.01	0.54	22.60	30.43	21.00	0.97	7.9962	6.17	265	
N/A	N/A	96.84	N/A	5.00	10.216.63	N/A	7.65	29.00	79.24	95.15	52.92	3.98	0.61	24.90	3.22	18.00	1.06	0.0084	8.43	135	
99.02	94.47	95.09	4.50	15.40	6.428.67	3.60	64.31	83.00	80.01	95.31	56.15	12.76	0.53	18.80	36.84	31.00	4.16	8.2807	5.15	260	
81.84	80.79	58.82	2.49	8.40	1.370.14	28.47	62.77	273.00	66.12	52.95	47.55	10.02	N/A	16.70	10.00	16.00	3.67	0.4466	0.00	175	
N/A	N/A	77.04	1.45	4.60	580.71	26.74	120.99	473.00	62.23	66.50	35.14	3.24	0.63	12.80	17.77	47.00	5.00	0.0450	3.77	165	
84.37	N/A	80.30	3.51	10.30	2.279.96	14.13	109.64	378.00	66.02	74.61	41.74	10.23	N/A	11.30	21.21	30.00	5.00	0.2690	0.21	175	
99.87	98.08	97.86	7.04	17.10	12.243.81	1.70	51.57	27.00	82.89	97.92	61.59	14.96	0.64	45.60	52.00	28.00	1.90	7.1404	2.59	275	
95.00	55.59	47.17	3.25	3.50	2.276.33	29.11	114.68	617.00	59.11	40.49	42.06	3.75	0.55	12.90	12.76	27.00	5.00	0.1790	5.95	65	
98.38	99.13	N/A	3.91	7.20	14.944.35	N/A	7.84	8.00	81.60	N/A	59.64	7.15	0.72	31.10	23.52	14.60	0.65	8.8967	4.70	50	
99.21	89.76	N/A	N/A	3.90	8.821.81	N/A	51.43	36.00	80.77	N/A	56.76	1.79	N/A	53.40	22.58	12.00	2.1	1.6845	N/A	220	
99.42	99.73	N/A	5.77	7.20	27.858.37	N/A	4.33	6.00	83.03	N/A	64.03	8.01	0.72	14.30	27.27	16.00	1.67	8.5137	3.01	125	
99.58	98.68	99.83	3.85	2.90	23.489.83	N/A	11.89	3.00	82.10	N/A	61.22	2.38	0.62	23.00	30.76	18.00	0.72	15.5909	4.21	235	
99.39	99.42	N/A	7.81	5.70	6.213.09	N/A	4.21	4.00	83.20	N/A	56.36	5.26	0.71	39.70	31.57	20.00	0.93	5.0376	2.76	155	
66.99	52.33862	N/A	3.62	11.60	3.414.92	N/A	18.04	248.00	69.35	N/A	56.79	11.26	N/A	26.20	13.04	29.00	0.44	1.0462	5.00	35	
96.04	94.35	93.78	N/A	8.90	8.282.11	7.00	91.80	95.00	77.38	93.76	65.80	9.60	0.51	27.90	17.39	18.00	2.70	3.1107	5.48	205	
98.68	95.55	92.83	5.00	6.20	6.183.82	N/A	78.26	59.00	79.83	92.08	57.66	4.59	0.72	38.00	32.00	32.00	1.73	2.6184	2.50	265	
99.27	97.61	71.17	N/A	10.40	3.019.20	4.79	52.35	37.00	74.35	65.50	53.63	21.32	0.22	27.40	24.24	28.00	0.44	0.2788	2.47	100	
86.30	83.00	89.01	3.59	7.00	4.187.25	10.00	67.76	46.00	77.84	87.23	55.48	3.70	0.6	27.40	43.75	23.00	6.71	1.2144	4.20	270	
43.48	N/A	N/A	N/A	9.20	8.131.92	N/A	151.28	301.00	59.91	N/A	42.06	8.11	N/A	23.00	10.71	46.00	5.00	0.6212	3.97	145	
52.65	63.92	76.57	N/A	7.40	N/A	N/A	48.85	480.00	68.55	68.94	36.97	6.46	N/A	N/A	17.64	35.00	3.67	0.1674	2.00	250	
97.84	98.81	N/A	4.97	6.50	23.717.79	N/A	6.49	9.00	82.80	N/A	63.10	4.84	0.58	25.70	14.28	17.00	0.86	9.8619	3.40	120	
83.65	N/A	88.42	7.13	23.40	3.894.67	7.77	74.01	437.00	64.84	88.54	38.77	23.96	0.79	9.60	31.57	35.00	3.67	1.6933	1.42	245	
84.62	52.95187	51.77	4.74	2.80	855.76	48.56	63.42	401.00	68.53	44.42	33.52	2.68	0.58	38.80	40.00	37.00	3.67	0.2841	1.98	150	
98.58	N/A	99.08	3.88	4.80	6.175.88	N/A	48.92	34.00	69.33	99.08	53.75	5.32	0.47	21.60	23.07	50.00	2.8	0.4909	5.00	65	
98.67	99.93	N/A	6.37	7.80	48.771.37	N/A	5.50	3.00	84.50	N/A	60.26	6.17	0.72	46.00	50.00	21.00	1.07	1.7329	2.27	160	
99.95	99.18	N/A	5.45	8.60	40.496.36	N/A	4.74	8.00	85.60	N/A	56.11</										

# WeWorld Index 2021 Components / 2

Country	DIMENSIONS		1. Environment		2. Housing		3. Conflicts And Wars		4. Power And Democracy		5. Security And Protection		6. Access To Information		7. Gender		8. Children's Health		
	2015 Position	2020 Position	Indicator 1	Indicator 2	Indicator 3	Indicator 4	Indicator 5	Indicator 6	Indicator 7	Indicator 8	Indicator 9	Indicator 10	Indicator 11	Indicator 12	Indicator 13	Indicator 14	Indicator 15	Indicator 16	
Lao PDR	114	104	↑	30.62	2.66	82.06	74.46	1.84	0.092	1.77	29	6.87	15.31	100.00	25.51	0.750	0.459	45.52	30.20
Latvia	21	32	↓	N/A	3.95	98.63	92.15	1.7	0.008	7.24	57	4.35	0.00	100.00	86.14	0.778	0.176	3.6	N/A
Lebanon	85	95	↓	17.98	4.03	92.60	98.48	2.82	0.081	4.16	25	2.49	4.65	100.00	78.18	0.638	0.411	7.2	10.40
Lesotho	138	157	↓	40.00	1.21	68.65	42.75	2.13	0.001	6.30	41	38	57.45	44.64	29.79	0.698	0.553	86.4	32.10
Liberia	148	155	↓	54.25	0.27	72.95	16.97	1.87	0.112	5.32	28	3.22	0.00	27.65	7.98	0.693	0.650	84.62	28.00
Libya	107	84	↑	22.40	8.82	98.53	100.00	3.25	0.265	1.95	17	2.49	0.32	68.53	21.76	N/A	0.252	11.54	43.50
Lithuania	24	24	=	10.36	4.13	97.54	93.35	1.7	0.002	7.13	60	4.56	0.00	100.00	81.58	0.804	0.124	3.65	N/A
Luxembourg	7	13	↓	13.42	15.33	99.89	97.60	N/A	0.001	8.68	80	0.33	0.24	100.00	97.06	0.726	0.065	2.75	N/A
Macedonia, FYR	83	58	↑	38.52	3.53	93.14	99.12	1.9	0.077	5.89	35	1.20	0.00	100.00	79.17	0.707	0.143	6.12	4.10
Madagascar	141	127	↑	7.79	0.12	54.40	10.51	1.9	0.001	5.70	25	0.62	10.63	26.91	9.80	0.725	N/A	50.6	40.20
Malawi	132	136	↓	16.03	0.08	68.83	26.23	1.88	0.003	5.74	30	1.78	4.67	11.20	13.78	0.671	0.565	41.63	37.00
Malaysia	44	45	↓	7.31	7.60	96.70	99.57	1.52	0.003	7.19	51	1.92	0.31	100.00	84.19	0.676	0.253	8.55	20.90
Maldives	69	75	↓	55.66	3.70	99.26	99.37	N/A	0.022	N/A	43	0.85	1.02	100.00	63.19	0.642	0.369	7.61	14.20
Mali	163	166	↓	13.90	0.29	78.26	39.34	2.72	0.837	3.93	30	10.82	33.68	48.02	12.72	0.591	0.671	94.03	25.70
Malta	32	27	↑	35.55	3.19	100.00	99.96	N/A	0.001	7.68	53	1.59	0.00	100.00	85.78	0.703	0.175	6.98	N/A
Mauritania	162	163	↓	14.45	0.90	70.70	48.44	2.28	0.915	3.92	29	10.22	23.91	45.81	20.80	0.606	0.634	72.89	24.20
Mauritius	66	53	↑	23.56	3.26	99.87	95.50	1.54	0.015	8.14	53	2.91	2.37	100.00	64.00	0.679	0.347	16	8.70
Mexico	58	63	↓	10.24	3.74	99.32	91.18	2.57	0.012	6.07	31	29.07	0.11	100.00	70.07	0.757	0.322	14.16	12.10
Micronesia, Fed. Sts.				44.38	1.59	78.57	88.31	N/A	0.000	N/A	N/A	4.67	9.52	82.12	35.30	N/A	N/A	29.38	N/A
Moldova	39	46	↓	22.54	3.17	89.06	76.31	1.95	0.084	5.78	34	4.09	0.21	100.00	76.12	0.768	0.204	14.35	4.90
Mongolia	71	71	=	9.89	6.72	83.31	58.48	1.72	0.068	6.48	35	6.18	9.74	99.13	51.08	0.716	0.322	15.63	7.10
Montenegro	62	58	↑	40.11	4.04	97.04	97.77	1.94	0.087	5.77	45	2.22	0.00	100.00	73.48	0.732	0.109	2.32	8.10
Morocco	101	95	↑	N/A	1.85	86.78	88.50	2.05	0.012	5.04	40	1.41	0.20	99.60	74.38	0.612	0.454	21.38	12.90
Mozambique	145	140	↑	47.42	0.22	55.69	29.36	2.13	0.000	3.51	25	3.39	16.60	29.62	20.77	0.758	0.523	74.24	37.80
Myanmar	121	125	↓	53.85	0.60	81.77	64.33	2.42	2.074	3.04	28	2.25	0.39	68.36	23.62	0.681	0.478	44.66	25.20
Namibia	109	110	↓	N/A	1.73	82.54	34.50	1.86	0.018	6.52	51	16.93	11.21	55.20	36.84	0.809	0.440	42.35	18.40
Nepal	119	110	↑	N/A	0.42	88.81	62.05	1.97	0.026	5.22	33	2.29	0.74	89.90	21.40	0.683	0.452	30.79	30.40
Netherlands	9	8	↑	6.96	8.77	100.00	97.71	1.52	0.000	8.96	82	0.58	0.00	100.00	93.29	0.762	0.043	4.03	1.60
New Zealand	15	2	↑	14.53	6.57	100.00	100.00	1.19	0.001	9.25	88	0.74	0.07	100.00	90.81	0.840	0.123	4.74	N/A
Nicaragua	73	74	↓	12.03	0.80	81.52	74.43	2.55	0.134	3.60	22	7.18	20.44	88.21	27.86	0.796	0.428	16.64	14.10
Niger	164	168	↓	71.79	0.10	50.27	13.57	2.6	0.078	3.29	32	4.47	18.86	18.77	5.25	0.629	0.642	80.36	46.70
Nigeria	156	165	↓	17.61	0.66	71.38	39.17	2.86	0.171	4.10	25	34.52	1.08	55.40	42.00	0.627	N/A	117.2	35.30
Norway	1	6	↓	99.73	7.03	100.00	98.05	1.49	0.000	9.81	84	0.46	0.02	100.00	98.00	0.849	0.045	2.44	N/A
Oman	77	79	↓	34.75	15.19	91.94	100.00	1.94	0.001	3.00	54	0.26	0.00	100.00	95.23	0.608	0.306	11.41	12.20
Pakistan	146	145	↑	11.40	0.98	91.47	59.87	2.97	0.064	4.31	31	3.88	3.50	73.91	17.07	0.556	0.538	67.24	36.70
Palestine/West Bank and Gaza		117		11.26	N/A	96.83	96.94	2.69	1.967	3.83	N/A	0.49	0.57	100.00	70.62	N/A	N/A	19.44	7.80
Panama	63	66	↓	24.78	2.42	96.38	83.32	1.87	0.002	7.18	35	9.38	0.12	95.83	63.63	0.737	0.407	14.85	14.70
Papua New Guinea	130	137	↓	20.87	0.86	41.33	12.95	2.15	0.006	6.10	27	10.42	6.95	63.46	11.21	0.635	0.725	44.79	48.40
Paraguay	93	84	↑	33.22	1.21	99.61	89.78	1.99	0.002	6.18	28	7.14	9.24	100.00	68.52	0.702	0.446	19.44	4.60
Peru	64	68	↓	18.06	1.69	91.13	74.34	2.06	0.009	6.53	38	7.90	0.26	98.35	59.95	0.721	0.395	13.21	10.80
Philippines	90	77	↑	N/A	1.33	93.57	76.53	2.47	0.000	6.56	34	6.46	26.46	95.63	43.03	0.784	0.430	27.27	28.70
Poland	22	32	↓	48.63	8.23	99.72	98.80	1.65	0.002	6.85	56	0.73	0.00	100.00	80.44	0.713	0.115	4.39	2.30
Portugal	24	17	↑	11.90	4.84	99.91	99.61	1.24	0.000	7.90	61	0.78	0.00	100.00	75.35	0.775	0.075	3.67	3.30
Qatar	45	68	↓	14.61	32.41	99.57	100.00	1.61	0.001	3.24	63	8.1	0.05	100.00	99.65	0.624	0.185	6.51	4.60
Romania	56	48	↑	16.16	3.84	100.00	80.43	1.54	0.007	6.40	44	1.28	0.02	100.00	73.66	0.700	0.276	6.97	9.70
Russian Federation	57	68	↓	43.21	11.12	97.09	94.38	3.04	0.036	3.31	30	8.20	0.05	100.00	82.64	0.708	0.225	5.76	N/A
Rwanda	82	113	↓	82.86	0.08	57.71	66.57	2.04	1.941	3.10	54	4.51	0.42	37.78	21.77	0.805	0.402	34.32	32.60
Sao Tome and Principe		114		24.78	0.66	84.29	42.97	N/A	0.013	N/A	47	3.44	0.00	75.18	29.93	N/A	0.537	29.82	11.80
Saudi Arabia	77	102	↓	55.37	15.26	100.00	100.00	2.44	0.006	2.08	53	1.26	0.01	100.00	95.72	0.603	0.252	6.65	3.90
Senegal	125	124	↑	19.07	0.62	80.68	51.47	1.82	0.084	5.67	45	7.3	0.15	70.40	29.64	0.684	0.533	45.3	17.20
Serbia	73	43	↑	44.61	6.52	85.52	97.57	1.84	0.432	6.22	38	1.22	0.20	99.80	77.42	0.780	0.132	5.31	5.30
Sierra Leone	161	155	↑	24.47	0.13	60.81	15.65	1.82	0.072	4.87	33	1.92	0.22	22.70	13.24	0.655	0.644	109.23	26.80
Singapore	26	11	↑	11.87	8.39	100.00	100.00	1.32	0.001	6.03	85	0.15	0.00	100.00	88.95	0.727	0.065	2.54	2.80
Slovak Republic	33	35	↓	16.02	6.05	99.79	97.94	1.56	0.025	6.97	49	1.13	0.01	100.00	82.85	0.712	0.191	5.75	N/A
Slovenia	14	21	↓	6.18	6.77	99.54	99.11	1.36	0.001	7.54	60	0.48	0.00	100.00	83.11	0.741	0.063	2.07	N/A
Solomon Islands				21.62	0.56	67.78	33.53	N/A	0.006	N/A	42	N/A	0.15	70.26	11.92	N/A	N/A	19.66	29.30
Somalia				24.72	0.04	52.44	38.34	3.3	5.414	N/A	12	5.56	37.00	36.03	2.00	N/A	N/A	116.97	27.40
South Africa	118	115	↑	27.43	7.49	92.68	75.75	2.31	0.001	7.05	44	35.90	1.25	85.00	56.17	0.781	0.406	34.45	23.20
South Sudan		171		44.61	0.12	40.68	11.32	3.44	15.888	N/A	12	13.7	13.95	6.72	7.98	N/A	N/A	96.22	30.60
Spain	23	17	↑	6.73	5.52	99.93	99.90	1.71	0.000	8.12	62	0.62	0.01	100.00	90.72	0.788	0.070	3.1	N/A
Sri Lanka	100	98	↑	62.62	0.99	89.42	95.78	2	0.651	6.14	38	2.42	6.60	100.00	34.11	0.670	0.401	7.1	16.00
Sudan	152	158	↓	40.69	0.48	60.27	36.58	3.04	1.776	2.54	16	0.49	2.98	53.83	30.87	N/A	0.545	58.41	33.70
Suriname	79	71	↑	17.56	3.61	95.42	84.46	N/A	0.003	6.82	38	5.43	0.00	97.89	48.95	0.729	0.436	17.99	8.00
Sweden	3	3	=	17.16	3.53	100.00	99.30	1.47	0.000	9.26	85	1.08	0.00	100.00	94.49	0.823	0.039	2.57	N/A
Switzerland	6	4	↑	N/A	4.40	100.00	99.89	1.36	0.000	8.83	85	0.58	0.00	100.00	93.1				



9. Children's Education		10. Children's Human Capital		11. Children's Economic Capital		12. Violence Against Children		13. Women's Health		14. Women's Education		15. Women's Economic Opportunities		16. Women's Political Participation		17. Violence Against Women		Covid-19		
Indicator 17	Indicator 18	Indicator 19	Indicator 20	Indicator 21	Indicator 22	Indicator 23 <sup>a</sup>	Indicator 24	Indicator 25	Indicator 26	Indicator 27	Indicator 28	Indicator 29	Indicator 30	Indicator 31	Indicator 32	Indicator 33 <sup>b</sup>	Indicator 34	Indicator 35	Indicator 36 <sup>c</sup>	Indicator 37
91.57	72.41	84.66	2.94	1.00	2,534.89	12.30	64.46	185.00	69.74	79.39	50.85	0.56	0.97	22.00	11.10	18.00	1.06	0.0292	4.64	125
98.86	99.02	99.89	4.39	8.20	17,819.27	N/A	15.43	19.00	79.90	99.90	63.45	5.42	0.71	29.00	23.07	24.00	4.08	7.2013	3.87	230
N/A	N/A	95.07	2.43	6.60	7,583.69	N/A	13.94	29.00	80.86	93.30	56.79	9.77	0.34	4.70	31.57	29.00	0.44	7,9834	N/A	215
97.56	82.6274	76.64	6.98	24.60	1,118.13	N/A	92.43	544.00	57.58	84.93	59.21	28.12	0.6	23.30	22.22	40.00	3.67	0.5501	3.46	215
78.64	N/A	48.30	2.58	3.30	621.89	14.00	135.17	661.00	65.49	34.09	42.06	2.17	1	11.00	22.22	41.00	5.00	0.0831	3.56	185
N/A	N/A	N/A	N/A	19.40	7,685.94	N/A	5.66	72.00	75.95	N/A	56.79	24.12	N/A	16.00	5.55	29.00	0.44	2,9120	130.98	240
99.82	99.85	N/A	3.81	8.40	19,550.72	N/A	9.55	8.00	81.00	N/A	61.74	5.50	0.77	27.70	42.85	25.00	1.48	9,9703	3.16	190
99.00	95.69	N/A	3.56	7.00	114,685.17	N/A	4.48	5.00	84.70	N/A	51.78	5.53	0.67	31.70	29.41	18.00	0.7	11,2931	4.09	75
99.30	N/A	97.80	N/A	18.40	6,022.21	7.56	14.60	7.00	77.84	96.70	57.60	18.38	0.59	39.20	21.05	12.00	0.38	7,4991	3.80	260
97.67	69.96	74.80	2.82	1.90	5,233.35	N/A	105.88	335.00	68.68	72.38	49.52	1.70	0.83	17.90	34.78	35.00	3.67	0.1530	3.22	115
98.14	81.43	62.14	4.71	6.00	411.55	19.38	131.51	349.00	67.41	55.20	47.55	6.48	0.59	22.90	17.39	30.00	3.67	0.1720	2.20	130
99.64	86,85272	94.85	4.16	4.60	11,414.20	N/A	13.51	29.00	78.31	93.50	53.18	3.64	0.61	14.90	16.12	19.00	1.06	2,2829	6.50	190
97.99	91.37	97.73	4.07	7.20	10,626.51	N/A	7.01	53.00	80.77	98.11	68.86	5.21	0.37	4.60	30.00	18.00	1.51	19,5233	18.87	80
59.01	47.23	35.47	3.78	7.50	879.00	37.09	164.60	562.00	60.08	25.73	42.06	8.19	0.28	27.30	16.00	28.00	5.00	0.0734	4.01	80
99.50	98.46	94.50	4.82	4.10	29,737.24	N/A	12.11	6.00	84.70	95.98	54.87	3.60	0.53	13.40	15.00	12.00	1.37	5,9462	4.66	100
76.85	71.83	53.50	1.89	10.70	1,679.44	17.38	68.20	766.00	66.51	43.35	29.61	11.52	0.34	20.30	21.73	30.00	5.00	0.5003	3.13	115
98.59	95.27	91.33	4.71	7.10	11,099.24	N/A	24.82	61.00	77.56	89.36	56.66	9.42	0.49	20.00	13.04	35.00	2.18	0.1498	6.60	40
99.30	92.21	95.38	4.52	4.70	9,946.03	4.90	58.54	33.00	77.87	94.60	53.47	3.51	0.5	48.20	42.10	26.00	5.97	1,9666	5.00	265
89.67	N/A	N/A	N/A	N/A	N/A	N/A	12.53	88.00	69.59	N/A	N/A	N/A	N/A	0.00	18.18	34.00	1.06	0.0000	-3.71	120
89.71	84.48	99.36	6.11	4.70	4,494.02	N/A	21.94	19.00	76.15	99.14	58.29	4.34	0.74	24.80	40.00	28.00	2.04	9,7445	4.50	80
99.38	92.45	98.42	4.08	4.30	4,339.84	16.56	31.88	45.00	74.14	98.64	59.92	4.75	0.66	17.30	18.75	24.00	2.51	3,4420	5.00	210
99.99	92.26	98.85	N/A	15.90	8,910.49	9.39	8.24	6.00	79.30	98.27	58.45	15.68	0.71	24.70	30.76	17.00	1.57	16,0868	9.00	190
99.58	90.60	73.75	N/A	10.20	3,204.09	N/A	30.32	70.00	77.89	64.59	48.62	10.47	0.23	20.50	15.78	29.00	0.64	1,4780	4.50	150
97.59	56,89088	60.66	5.49	3.40	503.57	N/A	143.87	289.00	63.67	50.29	49.80	3.50	0.77	42.40	45.45	30.00	3.67	0.2370	2.10	225
98.05	79.03	75.55	1.93	1.80	1,407.81	N/A	27.90	250.00	70.11	71.85	65.97	0.58	0.56	15.30	3.80	19.00	0.14	0.2956	-8.89	285
98.48	N/A	91.53	3.10	20.40	4,957.45	N/A	59.63	195.00	66.51	91.43	66.81	18.53	0.82	44.20	39.13	29.00	3.67	3,5001	2.61	125
96.29	97.38	67.91	5.10	4.40	1,071.05	21.71	63.67	186.00	72.20	59.72	48.31	2.73	0.74	32.70	13.63	28.00	1.51	2,2160	2.88	305
99.61	97.45	N/A	5.17	4.10	52,295.03	N/A	3.61	5.00	83.60	N/A	56.06	3.35	0.65	39.30	47.05	19.00	0.49	9,6758	3.50	150
99.71	98.83	N/A	6.28	4.60	41,557.80	N/A	17.93	9.00	83.50	N/A	57.25	4.38	0.63	48.30	40.00	19.00	0.5	0.0468	4.04	50
N/A	N/A	82.61	4.35	5.80	1,912.90	N/A	81.61	98.00	77.98	82.78	60.00	5.15	0.45	47.30	58.82	26.00	1.60	0.1017	0.23	75
58.97	35,05713	35.05	3.54	0.70	553.89	34.40	180.48	509.00	63.62	26.64	32.29	0.37	0.55	25.90	15.78	23.00	5.00	0.0227	6.89	80
N/A	N/A	62.02	N/A	9.00	2,229.85	31.48	103.56	917.00	55.61	52.65	42.06	7.44	0.58	3.60	10.34	30.00	5.00	0.0813	2.53	120
100.00	99.48	N/A	7.91	4.60	75,419.63	N/A	5.06	2.00	84.70	N/A	57.81	3.39	0.79	44.40	38.88	19.00	0.60	2,4315	3.86	135
97.18	97.98	95.65	4.97	5.00	15,340.06	N/A	12.33	19.00	80.34	92.69	62.72	7.36	0.26	2.30	12.00	29.00	0.35	6,0415	1.75	175
67.57	N/A	59.13	2.89	4.70	1,284.70	N/A	37.61	140.00	68.28	46.46	44.94	4.32	0.16	20.20	10.71	27.00	1.51	0.4590	1.49	235
96.54	97.45	97.22	5.25	27.40	3,562.33	9.38	50.99	27.00	75.75	95.74	60.25	41.13	N/A	N/A	N/A	31.00	0.29	6,7243	5.70	290
86.78	87,82114	95.41	N/A	10.20	15,731.01	N/A	80.24	52.00	81.75	94.88	65.04	5.82	0.67	22.50	31.25	17.00	2.45	9,4083	12.04	275
73.65	85,64256	N/A	1.93	2.70	2,829.17	N/A	51.30	145.00	65.82	N/A	53.75	12.29	0.74	0.00	0.00	48.00	1.06	0.1962	3.47	30
N/A	N/A	94.02	3.44	7.60	5,414.79	17.85	69.86	129.00	76.39	93.53	60.00	8.34	0.61	15.00	30.55	19.00	1.56	5,8126	4.00	245
98.20	98.23	94.41	3.84	6.20	6,977.69	14.50	55.02	88.00	79.50	91.70	57.98	3.27	0.62	26.15	42.10	42.00	1.6	6,1267	8.49	250
96.94	89.38	98.18	N/A	3.40	3,485.08	N/A	55.36	121.00	75.50	N/A	58.61	2.52	0.69	28.00	13.04	13.00	0.80	1,2987	6.89	215
97.84	97.92	N/A	4.55	3.60	15,694.73	N/A	9.80	2.00	81.80	N/A	65.21	3.59	0.64	28.30	4.76	13.00	0.41	7,5871	3.46	215
99.58	99.89	96.14	5.01	7.20	23,213.97	N/A	7.62	8.00	83.50	95.07	57.91	7.15	0.73	40.00	42.10	19.00	0.9	8,5272	3.90	120
98.08	94.85	93.46	2.69	3.50	62,088.06	N/A	9.25	9.00	82.01	94.71	67.35	0.41	0.42	9.80	7.14	29.00	0.3	7,9254	2.35	250
87.49	91.06	98.84	3.09	4.80	12,913.07	N/A	34.85	19.00	79.30	98.59	58.55	3.38	0.7	18.50	5.00	20.00	0.71	5,5947	6.00	160
99.83	99.78	99.73	4.68	5.70	11,584.99	N/A	18.54	17.00	78.17	99.73	55.88	4.42	0.58	15.80	9.67	23.00	3.73	3,7562	3.76	65
93.65	96.23	73.22	3.07	1.40	820.02	19.00	38.59	248.00	71.13	69.39	47.54	1.01	0.6	61.30	54.83	38.00	3.67	0.2952	5.69	235
93.96	90,41266	92.82	5.14	13.90	1,946.64	18.16	92.06	130.00	72.81	89.51	42.06	20.51	N/A	23.60	33.33	26.00	5.00	1,0853	3.00	95
94.55	98.95	95.33	N/A	8.20	23,139.79	N/A	6.87	17.00	76.75	97.70	53.12	22.96	0.23	19.90	0.00	29.00	0.3	1,4026	2.93	250
74.25	N/A	51.90	4.83	7.10	1,446.83	22.84	68.70	315.00	69.91	39.79	36.97	7.01	0.48	43.00	21.87	23.00	5.00	0.2564	5.19	105
98.15	97.92	98.84	3.58	9.10	7,411.55	6.95	13.58	12.00	78.40	98.23	58.92	11.07	0.69	39.20	43.47	17.00	0.65	10,3296	4.96	185
98.64	50.97	43.21	7.70	4.60	527.53	38.80	107.62	1,120.00	55.49	34.85	42.06	3.57	0.74	12.30	13.79	34.00	5.00	0.0688	3.03	70
99.79	99.44	97.34	2.85	5.20	65,233.28	N/A	3.49	8.00	85.70	95.91	53.06	3.16	0.7	29.80	15.78	9.00	0.18	1,0842	5.19	55
95.56	95.34	N/A	3.93	6.80	19,266.01	N/A	26.18	5.00	80.80	N/A	62.63	5.96	0.63	22.70	20.00	18.00	0.64	7,1756	4.67	230
99.76	98.40	99.70	4.78	5.20	25,940.72	N/A	3.52	7.00	84.20	99.60	61.31	4.94	0.79	26.70	18.75	17.00	0.38	12,2752	3.71	220
93.35	N/A	N/A	N/A	0.80	2,373.63	17.86	78.82	104.00	74.86	N/A	N/A	0.62	N/A	8.00	10.52	50.00	1.06	0.0031	1.52	35
N/A	N/A	N/A	N/A	13.10	N/A	N/A	95.20	829.00	59.13	N/A	N/A	13.18	N/A	24.40	18.51	35.00	3.67	0.0993	2.90	95
88.99	85.64	87.05	6.50	28.70	6,001.40	3.60	67.78	119.00	67.67	86.45	61.35	30.50	0.69	46.10	48.27	23.00	9.46	3,2781	3.10	185
N/A	44,06355	34.52	0.98	12.70	N/A	N/A														

# Bibliography

- ASViS (2021), *L'aumento della temperatura in questo secolo per ora si colloca tra i 3 e i 4 gradi*, consulted in July 2021 <https://asvis.it/notizie/2-9631/focus-laumento-della-temperatura-in-questo-secolo-per-ora-si-colloca-tra-i-3-e-i-4-gradi>, consulted in July 2021
- CARE (2020), *Evicted by climate change: confronting the gendered impacts of climate-induced displacement*, <https://reliefweb.int/sites/reliefweb.int/files/resources/CARE-Climate-Migration-Report-v0.4.pdf>, consulted in July 2021
- ChildFund Alliance (2021), *Addressing Child Labour: Lessons Learned from ChildFund Interventions*, <https://childfundalliance.org/resources/publications?year=2021>, consulted on July 2021
- Ciccarese L. (2020), *Le pandemie e il declino della biodiversità*, Università di Padova, <https://ilbolive.unipd.it/it/news/pandemie-declino-biodiversita>, consulted in July 2021
- Commissione Europea (2019), *Green Deal Europeo*, <https://eur-lex.europa.eu/legal-content/IT/TXT/?qid=1596443911913&uri=CELEX:52019DC0640#document2>, consulted in July 2021
- CRED (2021), *2020: The Non-COVID Year in Disasters*, <https://reliefweb.int/sites/reliefweb.int/files/resources/2020%20-%20the%20non-COVID%20Year%20in%20Disasters%20-%20Global%20Trends%20and%20Perspectives.pdf>, consulted in July 2021
- Datareportal (2021), *Digital 2021. April Global Statshot Report*, <https://datareportal.com/reports/digital-2021-april-global-statshot>, consulted in July 2021
- Denchak M. (2017), *Global Climate Change: What You Need To Know*, <https://www.nrdc.org/stories/global-climate-change-what-you-need-know>, consulted in July 2021
- Department of Finance Canada (2021), *Budget 2021: a Canada-wide early learning and child care plan*, <https://www.canada.ca/en/department-finance/news/2021/04/budget-2021-a-canada-wide-early-learning-and-child-care-plan.html>, consulted in July 2021
- Economist Intelligence Unit (2020), *Democracy Index 2020. In sickness and health?*, <https://www.eiu.com/n/campaigns/democracy-index-2020/>, consulted in July 2021
- Ekstep Foundation (2021), <https://ekstep.org/>, consulted in July 2021
- EPRS, European Parliamentary Research Service (2021), *Women in politics in the EU. State of play*, disponibile in formato pdf su [https://www.europarl.europa.eu/thinktank/it/document.html?reference=EPRS\\_BRI%282021%29689345](https://www.europarl.europa.eu/thinktank/it/document.html?reference=EPRS_BRI%282021%29689345), consulted in July 2021
- FAO (2011), *POLICY ROUNDTABLE. GENDER, FOOD SECURITY AND NUTRITION*, <http://www.fao.org/3/mc065E/mc065E.pdf>, consulted in July 2021
- FAO (2021a), *Food Price Index*, <http://www.fao.org/worldfoodsituation/foodpricesindex/en/>, consulted in July 2021
- FAO (2021b), *The state of food security and nutrition in the world*, <http://www.fao.org/3/cb4474en/cb4474en.pdf>
- Freedom House (2020), *Democracy Under Lockdown. The impact of Covid-19 on the Global Struggle for Freedom*, [https://freedomhouse.org/sites/default/files/2020-10/COVID-19\\_Special\\_Report\\_Final\\_.pdf](https://freedomhouse.org/sites/default/files/2020-10/COVID-19_Special_Report_Final_.pdf), consulted in July 2021
- Generation Equality Forum (2021), *Generation Equality Forum concludes in Paris with Announcement of Revolutionary Commitments and Global Acceleration Plan to Advance Gender Equality by 2026*, <https://forum.generationequality.org/news/generation-equality-forum-concludes-paris-announcement-revolutionary-commitments-and-global>, consulted in July 2021
- German Watch (2021), *Global Climate Risk Index*, <https://germanwatch.org/en/19777>, consulted in July 2021
- Global Center on Adaptation (2020), *Adapt Now: A Global Call for Leadership on Climate Resilience*, [https://etp.wmo.int/pluginfile.php/20838/mod\\_resource/content/0/Global%20Commission\\_Report\\_FINAL.pdf](https://etp.wmo.int/pluginfile.php/20838/mod_resource/content/0/Global%20Commission_Report_FINAL.pdf), consulted in July 2021
- Global Handwashing Partnership (2020), *What does 'Hand Hygiene for All' mean? Global Handwashing Day Fact Sheet*, <https://globalhandwashing.org/wp-content/uploads/2020/09/GHD-2020-Fact-Sheet-English.pdf>, consulted in July 2021
- Haddock F. (2020), *What is Intersectional Environmentalism and why is it so important?*, Curious.Earth, <https://curious.earth/blog/what-is-intersectional-environmentalism/>, consulted in July 2021
- Harvard C-Change (2020), *Climate Change and Mental Health*, <https://www.hsph.harvard.edu/c-change/subtopics/climate-change-and-mental-health/>, consulted in July 2021
- Health Effect Institute (2020), *State of Global Air 2020*, [https://www.stateofglobalair.org/resources?resource\\_category=infographic#block-exposedformresources-all](https://www.stateofglobalair.org/resources?resource_category=infographic#block-exposedformresources-all), consulted in July 2021
- Hendren N., SprungKeyser B., (2020), *A Unified Welfare Analysis of Government Policies*, <https://opportunityinsights.org/paper/welfare/>, Consulted July 2021
- Human Rights Watch (2021), *The Right of Everyone to Sexual and Reproductive Health: Challenges and Opportunities During Covid-19*, <https://www.hrw.org/news/2021/06/10/right-everyone-sexual-and-reproductive-health-challenges-and-opportunities-during>, consulted in July 2021
- IDMC (2021), *Global Report on Internal Displacement 2021*, [https://www.internal-displacement.org/sites/default/files/publications/documents/grid2021\\_idmc.pdf](https://www.internal-displacement.org/sites/default/files/publications/documents/grid2021_idmc.pdf), consulted in July 2021
- IEA (2020), *SDG7: Data and Projections. Access to Electricity*, <https://www.iea.org/reports/sdg7-data-and-projections>, consulted in July 2021
- IEP (2021), *Global Peace Index 2021*, <https://www.visionofhumanity.org/wp-content/uploads/2021/06/GPI-2021-web-1.pdf>, consulted in July 2021
- IFRC (2020), *World Disasters Report 2020*, [https://media.ifrc.org/ifrc/wp-content/uploads/2020/11/20201116\\_WorldDisasters\\_Full.pdf](https://media.ifrc.org/ifrc/wp-content/uploads/2020/11/20201116_WorldDisasters_Full.pdf), consulted in July 2021
- ILO (2019a), *Women and Men in the Informal Economy: A Statistical Brief*, [https://www.ilo.org/wcmsp5/groups/public/---ed\\_protect/---protrav/---travail/documents/publication/wcms\\_711798.pdf](https://www.ilo.org/wcmsp5/groups/public/---ed_protect/---protrav/---travail/documents/publication/wcms_711798.pdf), consulted in July 2021
- ILO (2019b), *Empowering Women in the Rural Economy*, [https://www.ilo.org/wcmsp5/groups/public/---ed\\_dialogue/---sector/documents/publication/wcms\\_601071.pdf](https://www.ilo.org/wcmsp5/groups/public/---ed_dialogue/---sector/documents/publication/wcms_601071.pdf), consulted in July 2021
- ILO (2021a), *Slow jobs recovery and increased inequality risk long-term COVID-19 scarring*, [https://www.ilo.org/global/about-the-ilo/newsroom/news/WCMS\\_794834/lang-en/index.htm](https://www.ilo.org/global/about-the-ilo/newsroom/news/WCMS_794834/lang-en/index.htm), consulted in July 2021
- ILO (2021b), *Entra in vigore il primo trattato internazionale contro la violenza e le molestie nel mondo del lavoro*, [https://www.ilo.org/rome/risorse-informative/comunicati-stampa/WCMS\\_806901/lang-it/index.htm](https://www.ilo.org/rome/risorse-informative/comunicati-stampa/WCMS_806901/lang-it/index.htm), consulted in July 2021
- ILO (2021c), *ILO and UN Women: Time to put an end to violence and harassment in the workplace in Latin America and the Caribbean*, [https://www.ilo.org/americas/sala-de-prensa/WCMS\\_807570/lang-en/index.htm](https://www.ilo.org/americas/sala-de-prensa/WCMS_807570/lang-en/index.htm), consulted in July 2021
- ILO/Unicef (2021), *Child Labour: Global estimates 2020, trends and the road forward*, [https://www.ilo.org/ipec/Informationresources/WCMS\\_797515/lang-en/index.htm](https://www.ilo.org/ipec/Informationresources/WCMS_797515/lang-en/index.htm), consulted on July 2021
- ILOSTAT (2021a), *Unemployment rate female*, [https://www.ilo.org/shinyapps/bulkexplorer59/?lang=en&segment=indicator&id=EIP\\_2WAP\\_SEX\\_AGE\\_RT\\_A](https://www.ilo.org/shinyapps/bulkexplorer59/?lang=en&segment=indicator&id=EIP_2WAP_SEX_AGE_RT_A), consulted in July 2021
- ILOSTAT (2021b), *Labor force*, [https://www.ilo.org/shinyapps/bulkexplorer59/?lang=en&segment=indicator&id=EIP\\_2WAP\\_SEX\\_AGE\\_RT\\_A](https://www.ilo.org/shinyapps/bulkexplorer59/?lang=en&segment=indicator&id=EIP_2WAP_SEX_AGE_RT_A), consulted in July 2021
- IMF (2019), *Women and Growth*, <https://www.imf.org/external/pubs/ft/fandd/2019/03/pdf/fd0319.pdf>, consulted in July 2021

- International Crisis Group (2020), *Climate Change is Shaping the Future of Conflict*, <https://reliefweb.int/sites/reliefweb.int/files/resources/malley-speech-22iv20.pdf>, consulted in July 2021
- IPCC (2018), *Global Warming of 1.5°C*, [https://www.ipcc.ch/site/assets/uploads/sites/2/2019/06/SR15\\_Full\\_Report\\_High\\_Res.pdf](https://www.ipcc.ch/site/assets/uploads/sites/2/2019/06/SR15_Full_Report_High_Res.pdf), consulted in July 2021
- IPCC (2021), *Special Report: Global Warming of 1.5°C*, <https://www.ipcc.ch/sr15/>, consulted in August 2021
- IPU (2021), *Women in Politics:2021*, <https://www.ipu.org/women-in-politics-2021>, consulted in July 2021
- ITU (2020), *Measuring Digital Development. Facts and figures 2020*, <https://www.itu.int/en/ITU-D/Statistics/Pages/facts/default.aspx>, consulted in July 2021
- ITU (2021), *Bridging the Gender Divide*, <https://www.itu.int/en/mediacentre/backgrounders/Pages/bridging-the-gender-divide.aspx>, consulted in July 2021
- Lindsey R. and Dahlman L. (2021), *Climate change: global temperature*, *Climate.gov*, <https://www.climate.gov/news-features/understanding-climate/climate-change-global-temperature>, consulted in July 2021
- OECD (2021), *Towards Gender Inclusive Recovery*, <https://www.oecd.org/coronavirus/policy-responses/towards-gender-inclusive-recovery-ab597807/#section-d1e936>, consulted in July 2021
- OHCHR (1979), *Convention on the Elimination on All Forms of Discrimination Against Women*, <https://www.ohchr.org/Documents/ProfessionalInterest/cedaw.pdf>, consulted in July 2021
- OHCHR (1989), *Convention on the Rights of the Child*, <https://www.ohchr.org/Documents/ProfessionalInterest/crc.pdf>, consulted in July 2021
- ORWH (2021), *Women, Science, and the Impact of Covid-19*, <https://orwh.od.nih.gov/sex-gender/covid-19>, consulted on July 2021
- PRIO (2020), *Children affected in armed conflicts 1990-2019*, <https://www.prio.org/Publications/Publication/?x=12527>, consulted in August 2021
- Qazi Zada, S. (2021), *Legislative, institutional and policy reforms to combat violence against women in Afghanistan*. *Indian Journal of International Law* 59, 257–283 (2021), <https://link.springer.com/article/10.1007/s40901-020-00116-x#citeas>, consulted in August 2021
- Ritchie H., Roser M. (2020), *CO2 and Greenhouse Gas Emissions*, *OurWorld in Data*, <https://ourworldindata.org/emissions-by-sector>, consulted in July 2021
- Sanderson, O' Neill (2020), *Assessing the cost of historical inaction on climate change*, *Nature*, <https://www.nature.com/articles/s41598-020-66275-4>, consulted in July 2021
- Sanson A.V., Burke S.E.L. (2019), *Climate Change and Children: An Issue of Intergenerational Justice*, [https://link.springer.com/chapter/10.1007/978-3-030-22176-8\\_21](https://link.springer.com/chapter/10.1007/978-3-030-22176-8_21), consulted in July 2021
- Swiss Re Institute (2021), *The economics of climate change: no action not an option*, <https://www.swissre.com/dam/jcr:e73ee7c3-7f83-4c17-a2b8-8ef23a8d3312/swiss-re-institute-expertise-publication-economics-of-climate-change.pdf>, consulted in July 2021
- The Child Protection Working Group (2015), *A matter of life and death: Child protection programming's essential role in ensuring child wellbeing and survival during and after emergencies*, [https://reliefweb.int/sites/reliefweb.int/files/resources/A\\_Matter\\_of\\_life\\_and\\_death\\_LowRes.pdf](https://reliefweb.int/sites/reliefweb.int/files/resources/A_Matter_of_life_and_death_LowRes.pdf), consulted in July 2021
- The Lancet (2020), *Climate change and Covid-19: converging crises*, [https://www.thelancet.com/journals/lancet/article/PIIS0140-6736\(20\)32579-4/fulltext](https://www.thelancet.com/journals/lancet/article/PIIS0140-6736(20)32579-4/fulltext), consulted in July 2021
- UN (1992), *United nations framework convention on climate change, 1992*, <https://unfccc.int/resource/docs/convkp/conveng.pdf>, consulted in July 2021
- UN (2020a), *Goal 6: Ensure access to water and sanitation for all*, <https://www.un.org/sustainabledevelopment/water-and-sanitation/>, consulted in July 2021
- UN (2020b), *Policy brief: The impact of COVID-19 on women*, <https://www.unwomen.org/en/digital-library/publications/2020/04/policy-brief-the-impact-of-covid-19-on-women>, consulted in July 2021
- UN (2021a), *Climate Action Fast Facts*, <https://www.un.org/en/climatechange/science/key-findings>, consulted in July 2021
- UN (2021b), *Women and Girls. Closing the Gender Gap*, [https://www.un.org/en/un75/women\\_girls\\_closing\\_gender\\_gap](https://www.un.org/en/un75/women_girls_closing_gender_gap), consulted in July 2021
- UN (2021c), *SDG 4*, <https://sdgs.un.org/goals/goal4>, consulted in July 2021
- UN (2021d), *Climate Change*, <https://www.un.org/en/climatechange>, consulted in July 2021
- UN (2021e), *Goal 13*, <https://www.globalgoals.org/13-climate-action>, consulted in July 2021
- UN Women (2009), *Women, Gender Equality and Climate Change*, [https://www.un.org/womenwatch/feature/climate\\_change/downloads/Women\\_and\\_Climate\\_Change\\_Factsheet.pdf](https://www.un.org/womenwatch/feature/climate_change/downloads/Women_and_Climate_Change_Factsheet.pdf), consulted in July 2021
- UN Women (2016), *Time to Act on Gender, Climate Change, and Disaster Risk Reduction: an overview of progress in the Pacific region with evidence from the Republic of Marshall Islands, Vanuatu and Samoa*, <https://www.gdnonline.org/resources/unw-time-to-act-r2-h.pdf>, consulted in July 2021
- Un Women (2020a), *Safe Cities and Safe Public Spaces for Women and Girls*, <https://www.unwomen.org/-/media/headquarters/attachments/sections/how%20we%20work/flagship%20programmes/un-women-flagship-programme-safe-cities-public-spaces-en.pdf?la=en&vs=3713>, consulted in July 2021
- UN Women (2020b), *Facts and figures: Women's leadership and political participation*, <https://www.unwomen.org/en/what-we-do/leadership-and-political-participation/facts-and-figures>, consulted in July 2021
- UN Women (2020c), *Covid-19 and Women's Leadership from an Effective Response to Building back Better*, <https://www.unwomen.org/en/digital-library/publications/2020/06/policy-brief-covid-19-and-womens-leadership>, consulted in July 2021
- UN Women (2021a), *From insight to action. The impact of Covid-19 on gender equality*, <https://www.unwomen.org/-/media/headquarters/attachments/sections/library/publications/2020/gender-equality-in-the-wake-of-covid-19-en.pdf?la=en&vs=5142>, consulted in July 2021
- UN Women (2021b), *Ending violence against women*, <https://www.unwomen.org/en/what-we-do/ending-violence-against-women/facts-and-figures>, consulted in July 2021
- UN Women (2021c), *Global leaders advocate for male accountability in the fight to end violence against women at the Generation Equality Forum in Paris*, <https://www.unwomen.org/en/news/stories/2021/7/news-gef-paris-leaders-advocate-for-male-accountability-in-ending-violence-against-women>, consulted in July 2021
- UN Women (2021d), *Covid-19*, <https://data.unwomen.org/sites/default/files/documents/COVID19/Infographic-VAW-COVID19-logo.pdf>, consulted in July 2021
- UN Women (2021e), *In Focus: International Day of Women and Girls in Science*, <https://www.un.org/en/observances/women-and-girls-in-science-day>, consulted on July 2021
- UN Women (2021f), *Women in informal economy*, <https://www.unwomen.org/en/news/in-focus/csw61/women-in-informal-economy>, consulted in July 2021
- UN Women (2021g), *Mexico Joins Bolivia in Efforts to Stop Violence Against Women in Politics*, <https://www.unwomen.org/en/news/stories/2021/3/feature-mexico-joins-bolivia-in-efforts-to-stop-violence-against-women-in-politics>, consulted in July 2021
- UNAIDS (2021), *Fact sheet - Latest global and regional statistics on the status of the AIDS epidemic*, [https://www.unaids.org/en/resources/documents/2021/UNAIDS\\_Fact-Sheet](https://www.unaids.org/en/resources/documents/2021/UNAIDS_Fact-Sheet), consulted in July 2021
- UNDESA (2021), *UN: COVID-19 could lead to a lost decade for development*, <https://developmentfinance.un.org/fsdr2021-pressrelease>, consulted in July 2021



UNDP (2010), *Gender, Climate Change and Community-Based Adaptation*, <http://www.unfccc.org.mk/content/Publikacii/GENDER,%20CLIMATE%20CHANGE%20AND%20COMMUNITY-BASED%20ADAPTATION.pdf>, consulted in July 2021

UNEP (2020), *Emissions Gap Report 2020*, <https://wedocs.unep.org/bitstream/handle/20.500.11822/34438/EGR20ESE.pdf>, consulted in July 2021

UNEP (2021a), TUNZA, *The UNEP magazine for youth*, [https://wedocs.unep.org/bitstream/handle/20.500.11822/8130/-Tunza%20Vol%20101\\_%20Sport%20and%20the%20%20environment-20121120.pdf?sequence=4&amp%3BisAllowed=y%2C%20Chinese%7C%77Chttps%3A//wedocs.unep.org/bitstream/handle/20.500.11822/8130/-Tunza%20Vol%20101\\_%20Sport%20and%20the%20%20environment](https://wedocs.unep.org/bitstream/handle/20.500.11822/8130/-Tunza%20Vol%20101_%20Sport%20and%20the%20%20environment-20121120.pdf?sequence=4&amp%3BisAllowed=y%2C%20Chinese%7C%77Chttps%3A//wedocs.unep.org/bitstream/handle/20.500.11822/8130/-Tunza%20Vol%20101_%20Sport%20and%20the%20%20environment), consulted in July 2021

UNEP (2021b), *Mitigation*, <https://www.unep.org/explore-topics/climate-action/what-we-do/mitigation>, consulted in July 2021

UNEP (2021c), *Climate adaptation*, <https://www.unep.org/explore-topics/climate-action/what-we-do/climate-adaptation>, consulted in July 2021

Unesco (2020a), *Number of out-of-school children, adolescents and youth of primary and secondary school age*, <http://data.uis.unesco.org/>, consulted in July 2021

Unesco (2020b), *Global Education Monitoring Report 2020. Inclusion and education: all means all*, <https://unesdoc.unesco.org/ark:/48223/pf0000373718>

Unesco (2020c), *Her Education Our Future*, <https://unesdoc.unesco.org/ark:/48223/pf0000372963>, consulted in July 2021

Unesco (2020d), *Building Back equal. Girls back to school guide*, <https://unesdoc.unesco.org/ark:/48223/pf0000374094>, consulted on July 2021

Unesco (2020e), *Boosting gender equality in science and technology. A challenge for TVET programmes and careers*, <https://unevoc.unesco.org/home/UNEVOC+Publications/lang=en/akt=detail/qs=6430>, consulted on July 2021

Unesco (2021a), *One year into COVID19 education disruption: where do we stand*, <https://en.unesco.org/news/one-year-covid-19-education-disruption-where-do-we-stand>, consulted in July 2021

Unesco (2021b), *Literacy*, <http://uis.unesco.org/en/topic/literacy>, consulted in July 2021

Unesco (2021c), *Girls' education and COVID-19: New factsheet shows increased inequalities for the education of adolescent girls*, <https://en.unesco.org/news/girls-education-and-covid-19-new-factsheet-shows-increased-inequalities-education-adolescent#:~:text=News-,Girls%20education%20and%20COVID%2D19%3A%20New%20factsheet%20shows%20increased,the%20education%20of%20adolescent%20girls&text=Girls%20aged%2012%2D17%20are,middle%20and%20high%2Dincome%20countries>, consulted in July 2021

Unesco (2021d), *#HerEducationOurFuture. Keeping girls in the picture during and after the Covid-19 crisis. The latest facts on gender equality in education*, disponibile in formato pdf su <https://en.unesco.org/themes/education-and-gender-equality/her-education-our-future>, consulted on July 2021

Unesco, Unicef, World Bank (2020), *What Have We Learnt?: Overview of Findings from a Survey of Ministries of Education on National Responses to COVID-19*, <https://openknowledge.worldbank.org/handle/10986/34700>, consulted in July 2021

UNFPA (2021), *One year into the pandemic, UNFPA estimates 12 million women have seen contraceptive interruptions, leading to 1.4 million unintended pregnancies*, <https://www.unfpa.org/news/one-year-pandemic-unfpa-estimates-12-million-women-have-seen-contraceptive-interruptions>, consulted in July 2021

UNFPA/Unicef (2011a), *Women's and Children's Rights*, <https://www.unfpa.org/publications/womens-and-childrens-rights>, consulted in July 2021

UNFPA/Unicef (2011b), *CRC and CEDAW facilitator's guide. Making the connection between women's and children's rights*, [https://www.unicef.org/gender/files/CRC\\_and\\_CEDAW\\_Facilitators\\_Guide-small.pdf](https://www.unicef.org/gender/files/CRC_and_CEDAW_Facilitators_Guide-small.pdf), consulted in July 2021

UNHCR (2021a), *Refugee Population Statistics Database*, <https://www.unhcr.org/refugee-statistics/>, consulted in July 2021

UNHCR (2021b), *Global Trends: Forced Displacements in 2020*, <https://www.unhcr.org/flagship-reports/globaltrends/>, consulted in July 2021

UNHCR (2021c), *Venezuela situation*, <https://www.unhcr.org/venezuela-emergency.html>, consulted in July 2021

Unicef (2005), *Women's and Children's Rights in a Human Rights Based Approach to Development*, <https://www.unicef.org/gender/files/WomensAndChildrensRightsInAHumanRightsBasedApproach.pdf>, consulted in July 2021

Unicef (2006), *Empower Women to Help Children*, [https://www.unicef.org/media/media\\_37474.html](https://www.unicef.org/media/media_37474.html), consulted in July 2021

Unicef (2015a), *Education: the most powerful investment in our future*, <https://blogs.unicef.org/blog/education-the-most-powerful-investment-in-our-future/>, consulted in July 2021

Unicef (2015b), *Unless we act now. The impact of climate change on children*, [https://www.unicef.org/media/50391/file/Unless\\_we\\_act\\_now\\_The\\_impact\\_of\\_climate\\_change\\_on\\_children-ENG.pdf](https://www.unicef.org/media/50391/file/Unless_we_act_now_The_impact_of_climate_change_on_children-ENG.pdf), consulted in July 2021

Unicef (2020a), *Covid-19: are children able to continue learning during school closures*, <https://data.unicef.org/resources/remote-learning-reachability-factsheet/>, consulted in July 2021

Unicef (2020b), *How many children and young people have Internet access at home?*, <https://data.unicef.org/resources/children-and-young-people-internet-access-at-home-during-covid19/>, consulted in July 2021

Unicef (2020c), *Under-five mortality*, <https://data.unicef.org/topic/child-survival/under-five-mortality/>

Unicef (2020d), *Children: improving survival and wellbeing*, <https://www.who.int/news-room/fact-sheets/detail/children-reducing-mortality>, consulted in July 2021

Unicef (2020e), *Global food crisis report*, <https://www.unicef.org/press-releases/global-report-food-crises-reveals-scope-food-crises-covid-19-poses-new-risks>, consulted in July 2021

Unicef (2020f), *The Global Coalition to End Child Poverty*, <http://www.endchildhoodpoverty.org/facts-on-child-poverty/#sdg>, consulted in July 2021

Unicef (2020g), *Multidimensional Child Poverty*, <https://www.unicef-irc.org/research/multidimensional-child-poverty/>, consulted in July 2021

Unicef (2020h), *Violence against Children*, <https://www.unicef.org/protection/violence-against-children>, consulted on July 2021

Unicef (2020i), *Education and Covid-19*, <https://data.unicef.org/topic/education/covid-19/>, consulted in July 2021

Unicef (2021a), *COVID-19: a threat to progress against child marriage*, <https://data.unicef.org/resources/covid-19-a-threat-to-progress-against-child-marriage/>, consulted in July 2021

Unicef (2021b), *Child Marriage*, <https://www.unicef.org/protection/child-marriage>, consulted on July 2021

Unicef (2021c), *Early Child Bearing*, <https://data.unicef.org/topic/child-health/adolescent-health/>, consulted on July 2021

Unicef (2021d), *Billions of people will lack access to safe water, sanitation and hygiene in 2030 unless progress quadruples*, <https://www.unicef.org/press-releases/billions-people-will-lack-access-safe-water-sanitation-and-hygiene-2030-unless>, consulted in July 2021

Unicef (2021e), *The Climate Crisis is a Child Rights Crisis. Introducing the Children's Climate Risk Index*, <https://www.unicef.org/media/105376/file/UNICEF-climate-crisis-child-rights-crisis.pdf>, consulted in August 2021

Unicef (2021f), *Environment and climate change*, <https://www.unicef.org/environment-and-climate-change>, consulted in July 2021

- Unicef and Fiscal Policy Agency of Indonesia (2021), *Policy brief on The impact of Covid-19 on child poverty and mobility in Indonesia*, <https://www.unicef.org/indonesia/coronavirus/reports/policy-brief-covid-19-impact-poverty-mobility-indonesia>, consulted in July 2021
- Unicef Innocenti (2020), *Promising practices for equitable remote learning Emerging lessons from COVID-19 education responses in 127 countries*, <https://www.unicef-irc.org/publications/pdf/IRB%202020-10%20CL.pdf>, consulted in July 2021
- Unicef/ITU (2020), *How many children and young people have internet access at home?*, <https://data.unicef.org/resources/children-and-young-people-internet-access-at-home-during-covid19/>, consulted in July 2021
- Unicef/WHO (2020), *The Alliance for Child Protection in Humanitarian Action, End Violence Against Children OVID-19: Protecting Children from Violence, Abuse and Neglect in the Home*, <https://www.unicef.org/documents/covid-19-protecting-children-violence-abuse-and-neglect-home>, consulted on July 2021
- Unicef/World Food Programme (2021), *COVID-19: Missing More Than a Classroom*, [https://www.unicef-irc.org/publications/pdf/COVID-19\\_Missing\\_More\\_Than\\_a\\_Classroom\\_The\\_impact\\_of\\_school\\_closures\\_on\\_childrens\\_nutrition.pdf](https://www.unicef-irc.org/publications/pdf/COVID-19_Missing_More_Than_a_Classroom_The_impact_of_school_closures_on_childrens_nutrition.pdf), consulted in August 2021
- UNODC (2019), *Global Study on Homicide*, <https://www.unodc.org/documents/data-and-analysis/gsh/Booklet1.pdf>, consulted in July 2021
- UNODC (2020), *The time is now. Addressing the gender dimensions of corruption*, [https://www.unodc.org/documents/corruption/Publications/2020/THE\\_TIME\\_IS\\_NOW\\_2020\\_12\\_08.pdf](https://www.unodc.org/documents/corruption/Publications/2020/THE_TIME_IS_NOW_2020_12_08.pdf), consulted in July 2021
- USGS (2020), *What are the long-term effects of climate change?*, [https://www.usgs.gov/faqs/what-are-long-term-effects-climate-change-1?qt-news\\_science\\_products=0#qt-news\\_science\\_products](https://www.usgs.gov/faqs/what-are-long-term-effects-climate-change-1?qt-news_science_products=0#qt-news_science_products), consulted in July 2021
- Watts et. al., (2018), *The Lancet Countdown on health and climate change: from 25 years of inaction to a global transformation for public health*, *The Lancet*, [https://www.thelancet.com/journals/lancet/article/PIIS0140-6736\(17\)32464-9/fulltext](https://www.thelancet.com/journals/lancet/article/PIIS0140-6736(17)32464-9/fulltext), consulted in July 2021
- WHO (2009), *Global Health Risks*, [https://www.who.int/healthinfo/global\\_burden\\_disease/GlobalHealthRisks\\_report\\_full.pdf](https://www.who.int/healthinfo/global_burden_disease/GlobalHealthRisks_report_full.pdf), consulted in July 2021
- WHO (2017), *The cost of polluting environment*, <https://www.who.int/news/item/06-03-2017-the-cost-of-a-polluted-environment-1-7-million-child-deaths-a-year-says-who>, consulted in July 2021
- WHO (2019a), *Maternal Mortality*, <https://www.who.int/news-room/fact-sheets/detail/maternal-mortality>, consulted in July 2021
- WHO (2019b), *Women's and girls' health throughout the life course*, <https://www.who.int/news-room/photo-story/photo-story-detail/women-s-and-girls-health-throughout-the-life-course>, consulted in July 2021
- WHO (2020a), *Addressing Violence Against Women in Afghanistan. The Health System Response*, [https://apps.who.int/iris/bitstream/handle/10665/201704/WHO\\_RHR\\_15.26\\_eng.pdf](https://apps.who.int/iris/bitstream/handle/10665/201704/WHO_RHR_15.26_eng.pdf), consulted in August 2021
- WHO (2020b), *Global status report on preventing violence against children*, <https://www.who.int/teams/social-determinants-of-health/violence-prevention/global-status-report-on-violence-against-children-2020>, consulted on July 2021
- WHO (2020c), *Adolescent Pregnancy*, <https://www.who.int/news-room/fact-sheets/detail/adolescent-pregnancy>, consulted in July 2021
- WHO (2020d), *Burkina Faso and Thailand achieving UHC for Sexual and Reproductive Health*, <https://www.who.int/news-room/feature-stories/detail/burkina-faso-and-thailand-achieving-uhc-for-sexual-and-reproductive-health>, consulted in July 2021
- WHO(2020e), *RESPECT women: Preventing violence against women*, <https://www.who.int/publications/i/item/WHO-RHR-18.19>, consulted in July 2021
- WHO (2021), *Violence against women*, <https://www.who.int/news-room/fact-sheets/detail/violence-against-women>, consulted in July 2021
- WMO (2020), *2020 State of Climate Services*, [https://library.wmo.int/doc\\_num.php?explnum\\_id=10385](https://library.wmo.int/doc_num.php?explnum_id=10385), consulted in July 2021
- WMO (2021), *State of the Global Climate 2020*, [https://library.wmo.int/index.php?lvl=notice\\_display&id=21880#.YOcAGhMzbl9](https://library.wmo.int/index.php?lvl=notice_display&id=21880#.YOcAGhMzbl9), consulted in July 2021
- World Bank (2017), *Fostering Quality of Employment for Women*, <https://openknowledge.worldbank.org/bitstream/handle/10986/26274/113175-REVISED-Not-Just-More-but-Better-Fostering-Quality-of-Employment-for-Women.pdf?sequence=1&isAllowed=y>, consulted in July 2021
- World Bank (2020a), *Simulating the potential impacts of Covid-19 school closures on schooling and learning outcomes: a set of global estimates*, <https://thedocs.worldbank.org/en/doc/798061592482682799-0090022020/original/covidandeducationJune17r6.pdf>, consulted in July 2021
- World Bank (2020b), *Global Estimate of Children in Monetary Poverty : An Update*, <https://documents.worldbank.org/en/publication/documents-reports/document-detail/966791603123453576/global-estimate-of-children-in-monetary-poverty-an-update>, consulted in July 2021
- World Bank (2020c), *Girls' education, gender equality, and the role of civil society*, <https://blogs.worldbank.org/education/girls-education-gender-equality-and-role-civil-society>, consulted on July 2021
- World Bank (2021a), *Report: Universal Access to Sustainable Energy Will Remain Elusive Without Addressing Inequalities*, <https://www.worldbank.org/en/news/press-release/2021/06/07/report-universal-access-to-sustainable-energy-will-remain-elusive-without-addressing-inequalities>, consulted in July 2021
- World Bank (2021b), *Women, Business and the Law 2021*, <https://openknowledge.worldbank.org/bitstream/handle/10986/35094/9781464816529.pdf>, consulted in July 2021
- World Bank (2021c), *What is learning poverty?*, <https://www.worldbank.org/en/topic/education/brief/what-is-learning-poverty>, Consulted July 2021
- World Bank (2021d), *Nearly 350 Million Children Lack Quality Childcare in the World*, <https://www.worldbank.org/en/news/press-release/2021/03/04/nearly-350-million-children-lack-quality-childcare-in-the-world>, consulted in July 2021
- World Bank/Unesco (2021), *Education finance watch*, <https://documents.worldbank.org/en/publication/documents-reports/documentdetail/226481614027788096/education-finance-watch-2021>, consulted in July 2021
- World Economic Forum (2020), *3 things to know about women in STEM*, <https://www.weforum.org/agenda/2020/02/stem-gender-inequality-researchers-bias/#:~:text=-Gender%20Parity-,Female%20students%20and%20employees%20are%20under%20represented%20in%20STEM%20related,subjects%20like%20math%20and%20engineering.>, consulted in July 2021
- World Economic Forum (2021a), *Global Gender Gap Report*, [http://www3.weforum.org/docs/WEF\\_GGGR\\_2021.pdf](http://www3.weforum.org/docs/WEF_GGGR_2021.pdf), consulted in July 2021
- World Economic Forum (2021b), *Climate refugees: the world's forgotten victims*, <https://www.weforum.org/agenda/2021/06/climate-refugees-the-world-s-forgotten-victims/>, consulted in July 2021
- Xu C., Kohler T., Lenton T., Svenning J.T., Scheffer M. (2020), *Future of the Human Climate Niche*, *PNAS*, <https://www.pnas.org/content/117/21/11350>, consulted in July 2021
- Zhang Y., Held I., Fueglistaler S., (2021), *Projections of tropical heat stress constrained by atmospheric dynamics*, *Nature Geoscience*, <https://www.nature.com/articles/s41561-021-00695-3>, consulted in July 2021

*Under the patronage of*



Ministry of Foreign Affairs  
and International Cooperation

*In collaboration with*





ISBN 978-88-32154-07-8



9 788832 154078



WeWorld is an Italian independent organization committed for nearly 50 years to guarantee the rights of women and children in 26 countries, including Italy.

WeWorld works in 170 projects reaching over 10,5 million direct beneficiaries and 71,8 million indirect beneficiaries. We operate in: Italy, Syria, Lebanon, Palestine, Libya, Tunisia, Burkina Faso, Benin, Burundi, Kenya, Tanzania, Mozambique, Mali, Niger, Bolivia, Brazil, Nicaragua, Guatemala, Haiti, Cuba, Peru, India, Nepal, Thailand, Cambodia, Afghanistan.

Children, women and youth, actors of change in every community, are the protagonists of WeWorld projects and campaigns in the following fields of intervention: human rights (gender equality, prevention and contrast of violence against women and children, migrations), humanitarian aid (prevention, aid and rehabilitation), food security, water and sanitation, health, education and learning, socio-economic development, environmental protection, global citizenship education and international volunteering.

### MISSION

We work for girls, boys, women and youth, actors of change in every community for a fairer and more inclusive world.

We support people overcoming emergencies and we guarantee a life with dignity, opportunities and a better future through human and economic development programs (in the framework of the 2030 Agenda).

### VISION

We strive for a better world where everyone, especially women and children, must have equal opportunities and rights, access to resources, to health, to education and to decent work.

A world in which the environment is a common good to be respected and preserved; in which war, violence and exploitation are banned. A world where nobody is left behind.



ChildFund is a child-focused global development organization, founded in 1938, which helps nearly 16 million children and family members in more than 60 countries. Twelve child-focused development agencies are part of the global network ChildFund Alliance. The members work to end violence and exploitation against children and to overcome poverty and the underlying conditions that prevent children from achieving their full potential.

### MISSION

We work in partnership with children and their communities to create lasting change, and the participation of children themselves is a key component of our approach. Our commitment, resources, innovation, knowledge and expertise serve as a powerful force to transform the lives of children. Annually, our investment in children is more than \$500M USD.

ChildFund's **VISION** is for a world in which all children enjoy their rights and achieve their full potential. Our mission focuses on working together with children to create sustainable solutions that protect and advance their rights and well-being. The collective strength of our members helps us serve as a global voice with and for children, to highlight the issues children care about, and to mobilize effectively to address threats to their lives, safety and well-being.

