



Official Development Assistance to end violence against children

COUNTING PENNIES



1 ODA to end violence against children is less than 0.6% of global ODA (less than US\$1.1 billion out of US\$174 billion)



2 In the **107 recipient countries** of ODA for ending violence against children, the **average investment** per child is around **US\$0.65 a year**



3 Global ODA investment in ending violence against children

Total ODA estimated to have been spent to address violence against children is **less than US\$1.1 billion versus total ODA disbursed in 2015 of US\$174 billion**

US\$ 1.1 BILLION



US\$ 837 MILLION RELATED to ending violence against children

US\$ 238 MILLION SPECIFICALLY for ending violence against children

4 Number of children experiencing violence each year **1 billion children**

+ Global ODA spending on ending violence against children **less than US\$1.1 billion**

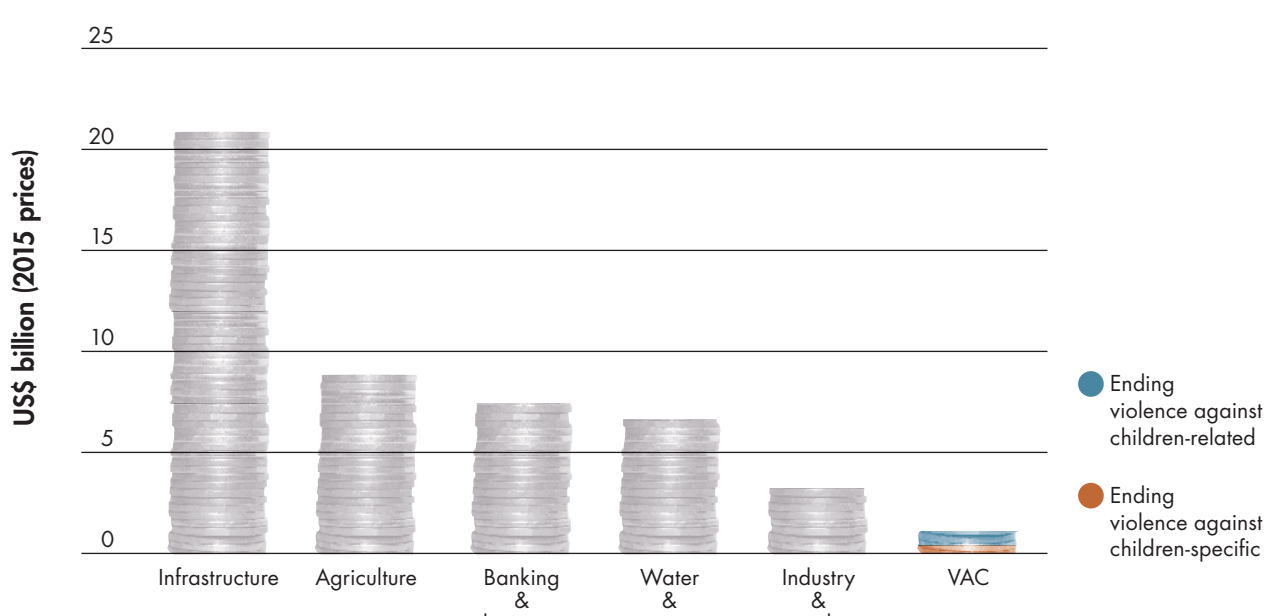
vs.

ECONOMIC COST of violence against children

up to \$7 trillion

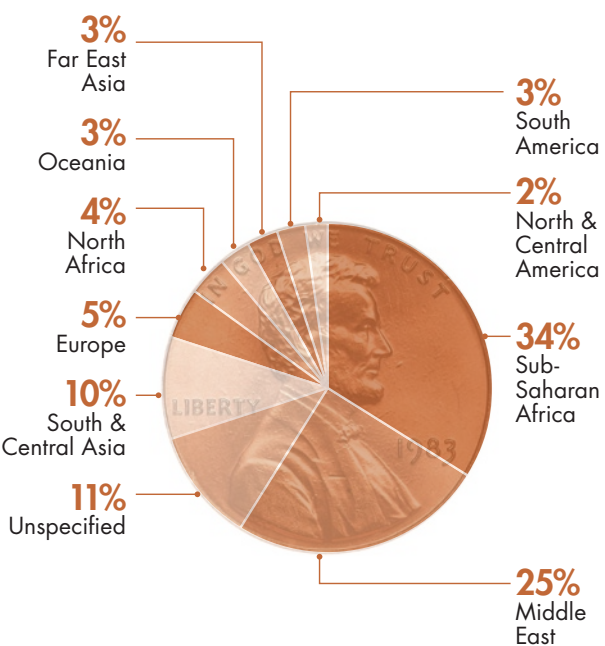


5 ODA invested in ending violence against children compared with ODA invested in other sectors



6 Regional distribution of ODA + top recipient countries

Regional distribution of total spending to end violence against children



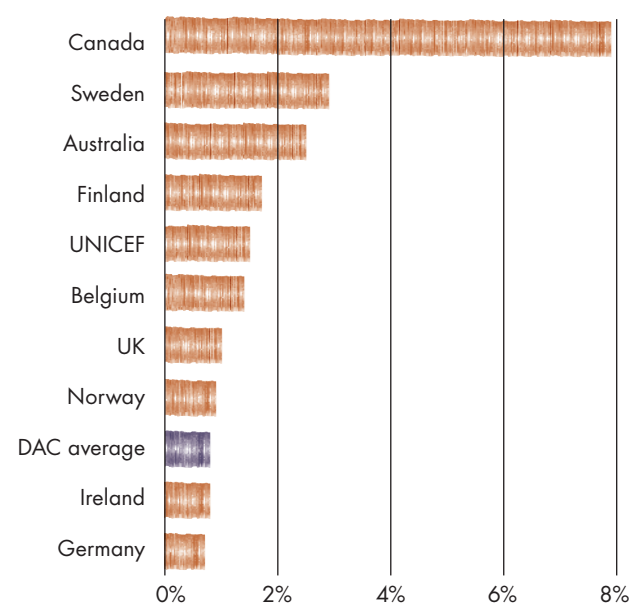
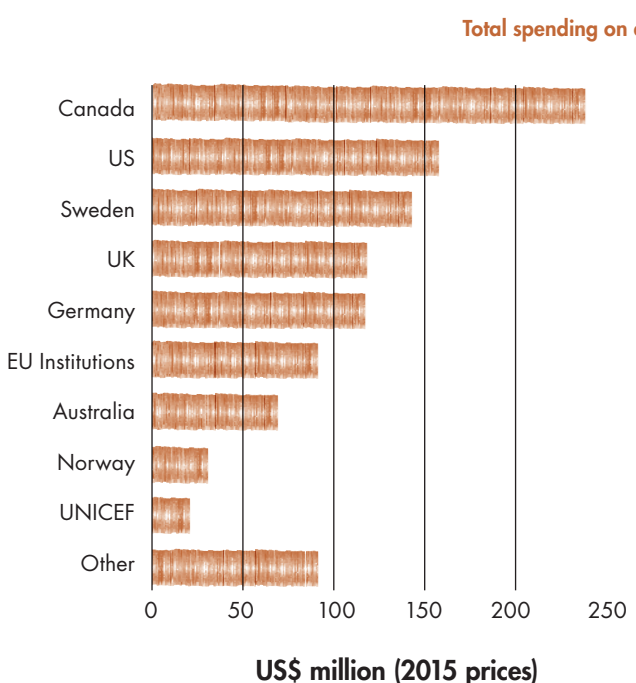
Largest 5 recipients of total spending for ending violence against children

| Rank | Country | Ending violence against children-specific (US\$ millions) | Ending violence against children-related (US\$ millions) | TOTAL Ending violence against children (US\$ millions) |
|------|----------------------------------|---|--|--|
| 1 | Iraq | 1.8 | 95.8 | 97.6 |
| 2 | Syria | 1.4 | 45.9 | 47.3 |
| 3 | Lebanon | 0.1 | 43.7 | 43.8 |
| 4 | South Sudan | 14.4 | 18.2 | 32.6 |
| 5 | Democratic Republic of the Congo | 10.6 | 18.6 | 29.2 |

7 League tables of donors

Largest 10 donors of ODA to end violence against children

Largest donors of ODA to end violence against children as a proportion of their ODA disbursements



Source: Development Initiatives, based on OECD Development Assistance Committee. All data for 2015.

