

# COUNTING PENNIES 3

Assessment of Official Development  
Assistance to end violence against children



# ACKNOWLEDGMENTS

Report prepared by World Vision International in collaboration with Brave Movement, ChildFund Alliance, Global Partnership to End Violence against Children, Plan International, Save the Children, Office of the UN Representative of the Secretary General to End Violence against Children and UNICEF.

Editorial consultant: Katherine Toumbourou

Design: Diana De León

Cover photo: ©World Vision 2021

# TABLE OF CONTENTS

<b>Executive Summary</b>	<b>iii</b>
<b>ACRONYMS</b>	<b>iv</b>
<b>1. Introduction</b>	<b>1</b>
<b>2. Key Findings and Recommendations</b>	<b>4</b>
Maintain and increase funding to End Violence against Children	9
Develop a standardised methodology for tracking ODA investments in EVAC	10
Further research to better understand findings of this report	11
<b>3. Analysis of ODA Targeting Violence against Children</b>	<b>12</b>
Methodology	12
Limitations	13
ODA Investment to End Violence against Children: the Data	13
Top 10 Donors for Ending Violence against Children	13
Top ODA Recipients	15
Channels of Funding	18
Sectoral Spending	18
Top 10 Donors and Recipients of ODA by Total EVAC and SDG	20
Focus Fields	21
ODA spending on EVAC by INSPIRE type strategies	22
<b>ANNEX A: Methodology for EVAC Analysis</b>	<b>27</b>
A.1.1 Methodology for identifying EVAC-targeted projects	27
A.1.2 EVAC Categorisation for the OECD-DAC CRS 2020 database	28
A.2 Methodology of INSPIRE analysis	28
<b>Appendix A. List of Keywords used in EVAC Methodology</b>	<b>32</b>
<b>Appendix B. Coding Strategies to define INSPIRE</b>	<b>38</b>



# EXECUTIVE SUMMARY

Violence against children impacts every second child in the world, jeopardising their health, education, and social relationships. Its global scale and its effect on every element of children's lives has prompted action from national policymakers, development partners and donors alike – however, much more remains to be done.

Ending violence against children is among the top issues included in the Agenda 2030, leading over 30 governments to declare their intention to prioritise the objective; yet still, these commitments have not been followed by the political actions and investments needed to protect children's futures.

The evidence clearly shows ending violence against children is a seriously underfunded issue, both at national and global levels. This lack of funding and implementation is an increasingly concerning trend. The combined impacts of the COVID-19 pandemic, conflicts, and climate change have exponentially increased the risks of violence against children. As such, we are left with a pressing issue for donors and national governments: how to close the significant gap between the growing needs and stagnating investment to end violence against children.

This is the third in a regular series of reports investigating the state of Official Development Assistance (ODA) investment to end violence against children. Its contents are based on the latest set of data from the Organisation for Economic Co-operation and Development, Development Assistance Committee's (OECD-DAC) Creditor Reporting System (CRS) database (this edition: December 2021). The data and analysis are based on ODA spending for the year 2020.

Our findings clearly show that only a small fraction of ODA spending remains targeted at ending violence against children: 0.72% of total 2020 ODA investment (US\$1,757.3 billion) – almost a 10% decrease compared to 2018. Out of this total, only 12% (US\$278.5 million) is dedicated to projects exclusively focused on ending violence against children.

The onset of the pandemic and the events of the last two years have precipitated a devastating increase in violence against children around the world, yet even before this, the total amount of funding towards EVAC was tragically low. Despite the overall magnitude of the problem and the cost of inaction, funding also remains heavily concentrated between only a few donors and recipient countries.

The current climate of fiscal austerity as well as investment being diverted towards tackling various political, health, and environmental crises, will have disproportionately severe consequences for already-underfunded efforts to end violence against children. This is an outcome that must be avoided at all costs. This report features a series of recommendations to increase investment and to improve monitoring of ODA allocations to end violence against children.

# ACRONYMS

<b>CRS</b>	Creditor Reporting System
<b>DAC</b>	Development Assistance Committee
<b>DRC</b>	Democratic Republic of Congo
<b>EVAC</b>	Ending Violence against Children
<b>GAVI</b>	Global Alliance for Vaccines and Immunization
<b>IFI</b>	International Financial Institutions
<b>MENA</b>	Middle East and North Africa
<b>ODA</b>	Official Development Assistance
<b>OECD</b>	Organization for Economic Cooperation and Development
<b>LSE</b>	London School of Economics and Political Science
<b>MPA</b>	Master of Public Administration
<b>SDG</b>	United Nations Sustainable Development Goals
<b>SPP</b>	School of Public Policy
<b>UK</b>	United Kingdom of Great Britain and Northern Ireland
<b>UNDP</b>	United Nations Development Programme
<b>UNICEF</b>	United Nations Children's Fund
<b>US</b>	United States of America
<b>VAC</b>	Violence against Children
<b>WHO</b>	World Health Organization



# 1. INTRODUCTION

Violence against children has long-lasting and significant consequences for the wellbeing of children, bringing pain, suffering, and trauma – both in the short and long term. It leads to diminished physical and mental health, as well as eroding social relationships and interactions. It also inflicts a huge financial toll on both victims and societies, with national studies from a range of countries showing that tackling its consequences can consume up **to 5% of national GDP**.<sup>1</sup> Similarly, the global cost of physical, sexual, and emotional violence is estimated at being between **3% to 8% of global GDP**.<sup>2</sup>

The COVID-19 pandemic, conflict, climate change and a series of ongoing humanitarian crises have collectively placed more children at risk of violence than at any other point in the past 10 years. Every second child in the world is already affected by violence – and yet this crisis is simply becoming bigger and more urgent.

Preventing and ending violence against children clearly yields significant benefits for children and societies and future livelihoods. It is critical for achieving improved health, education, and economic outcomes, as well as breaking intergenerational cycles of violence and closing gender equality gaps.

<sup>1</sup> Office of the Special Representative on Violence against Children et al (2022), *The Violence Prevention Dividend – Why Preventing Violence Against Children Makes Economic Sense*, <https://www.wvi.org/publications/child-protection/violence-prevention-dividend>

<sup>2</sup> Overseas Development Institute and ChildFund International, (2014), *The costs and economic impact of violence against children*, <https://childfundalliance.org/wp-content/uploads/2014/10/ODI-Policy-Brief-The-cost-and-economic-impact-of-violence-against-children.pdf>

## What is violence against children?

The World Health Organization (WHO) describes violence as the “intentional use of physical force or power, threatened or actual, against oneself, another person, or against a group or community, which results in, or has a high likelihood of resulting in, injury, death, psychological harm, mal-development, or deprivation.”

The Convention on the Rights of the Child says States have an obligation to take all appropriate measures to “protect the child from all forms of physical or mental violence, injury or abuse, neglect or negligent treatment, maltreatment or exploitation, including sexual abuse. Such measures shall be undertaken “to the maximum extent of their available resources and, where needed, within the framework of international co-operation.”

Violence against children takes a multitude of forms, including, but not limited to, child marriage, child labour, corporal punishment, sexual violence, sexual abuse and exploitation, bullying, gang and conflict-related violence, and violence facilitated by technology, such as cyberbullying, sexual extortion and online sexual exploitation and abuse.

**A problem of this magnitude requires strong action and investment from national policymakers and donors.** Our interagency group has been monitoring investments made towards ending violence against children and actively advocating for donors and policymakers alike to meet their commitments.

Over the years, we have seen an increase in commitments and improvement of international standards, including the articulation of specific targets on ending violence against children in Agenda 2030. An increasing number of pathfinding countries are pledging to prioritise ending violence against children and there is more evidence of effective interventions to stop the practice.<sup>3</sup>

**Despite all these achievements and pledges, there has been no significant increase in investment to end violence. Ending childhood violence enables millions of children to live in a safe environment and contribute to the wellbeing and prosperous future of their respective societies.**

For the first time in decades, child labour and child marriage are projected to rise, threatening the significant progress achieved over the last 10 years; meanwhile, new threats via the internet are increasingly placing children at risk of sexual violence and exploitation<sup>4</sup>. The main issue thus remains: how can we close the significant gap between children’s growing need for protection and stagnating investment by donors and national governments?

This report focuses on Official Development Assistance (ODA) allocations to ending violence against children and is based on the latest set of data (December 2021) from the Organisation for Economic Co-operation and Development, Development Assistance Committee’s (OECD-DAC) Creditor Reporting System (CRS) database. This is the third report in the *Counting Pennies* series. Our first report established a baseline for investment in ending violence against children after the launch of Agenda 2030.<sup>5</sup> The second took stock of how investment changed in the first three years of the agenda’s implementation, adding analysis of spending on the different INSPIRE strategies and Sustainable Development

<sup>3</sup> Pathfinding Countries are those who have made public commitments to accelerate progress in ending violence against children as a part of their Agenda 2030 implementation. The full list can be found here: <https://www.end-violence.org/pathfinding-countries>

<sup>4</sup> UNICEF (2021), *COVID-19: A threat to progress against child marriage*, <http://uni.cf/cmcovid>; ILO and UNICEF (2021), *Child Labour: Global estimates 2020, trends and the road forward*, [https://www.ilo.org/wcmsp5/groups/public/-ed\\_norm/-ipec/documents/publication/wcms\\_797515.pdf](https://www.ilo.org/wcmsp5/groups/public/-ed_norm/-ipec/documents/publication/wcms_797515.pdf); World Vision (2020)

<sup>5</sup> ChildFund Alliance, Save the Children, SOS Children’s Villages International, World Vision International, and Development Initiatives, (2017) *Counting Pennies: A review of official development assistance to end violence against children*, [https://www.wvi.org/sites/default/files/Counting\\_Pennies\\_WEB\\_FINAL.pdf](https://www.wvi.org/sites/default/files/Counting_Pennies_WEB_FINAL.pdf)



## DEFINING ODA

ODA is defined as government aid that promotes and specifically targets the economic development and welfare of developing countries. Its calculation and reporting is defined by the Development Assistance Committee (DAC) of the Organisation for Economic Co-operation and Development (OECD). Data collected by the DAC is the principal measure used in most aid targets and assessments of aid performance. For any expenditure or other transfer of resources to qualify as ODA, it must meet the following criteria:

1. It must benefit countries on the Development Assistance Committee list of ODA recipients. This can include funding of global initiatives intended to benefit these countries.
2. It is provided by official agencies, meaning government departments and their agencies. ODA receipts also include disbursements from the core funds of multilateral bodies, such as the World Bank, United Nations agencies, and regional development banks.
3. Its main objective is to promote the economic development and welfare of developing countries.
4. Any funding is concessional in character. In practice this means that ODA is limited to grant funding and concessional loans. It should be noted that all ODA to end violence against children identified by this study was in the form of grants.

Goal (SDG) targets related to ending violence against children.<sup>6</sup> This third *Counting Pennies* report examines investment in ending violence against children in the first year of the COVID-19 pandemic, providing initial data on how it has influenced donor investments.

The absence of specific trackers in ODA spending on ending violence against children, means that the data for this report were analysed manually, using relevant keyword searches to scan and analyse project entries. This shortcoming in tracking has been a common issue for all three *Counting Pennies* reports.

This report analyses key recipients, donors, and areas of investment. It underlines the discrepancies between the costs and magnitude of violence against children and the inadequate level of investment in prevention and response; it also makes key recommendations to improve the monitoring of ODA investment in EVAC.

The main findings are discussed below; the full data set has also been made available for individual use and analysis online. Visit <https://www.wvi.org/counting-pennies> for the interactive data portal.

<sup>6</sup> The INSPIRE technical package is seven evidence-based strategies for ending violence against children that have shown success in reducing the phenomenon. They are: implementation and enforcement of laws; norms and values; safe environments; parent and caregiver support; income and economic strengthening; response and support services; and education and life skills. For more information, see: <https://www.wvi.org/publications/i/item/inspire-seven-strategies-for-ending-violence-against-children>



Photo: Jon Warren © World Vision 2020



Photo: Ben Adams © World Vision 2020

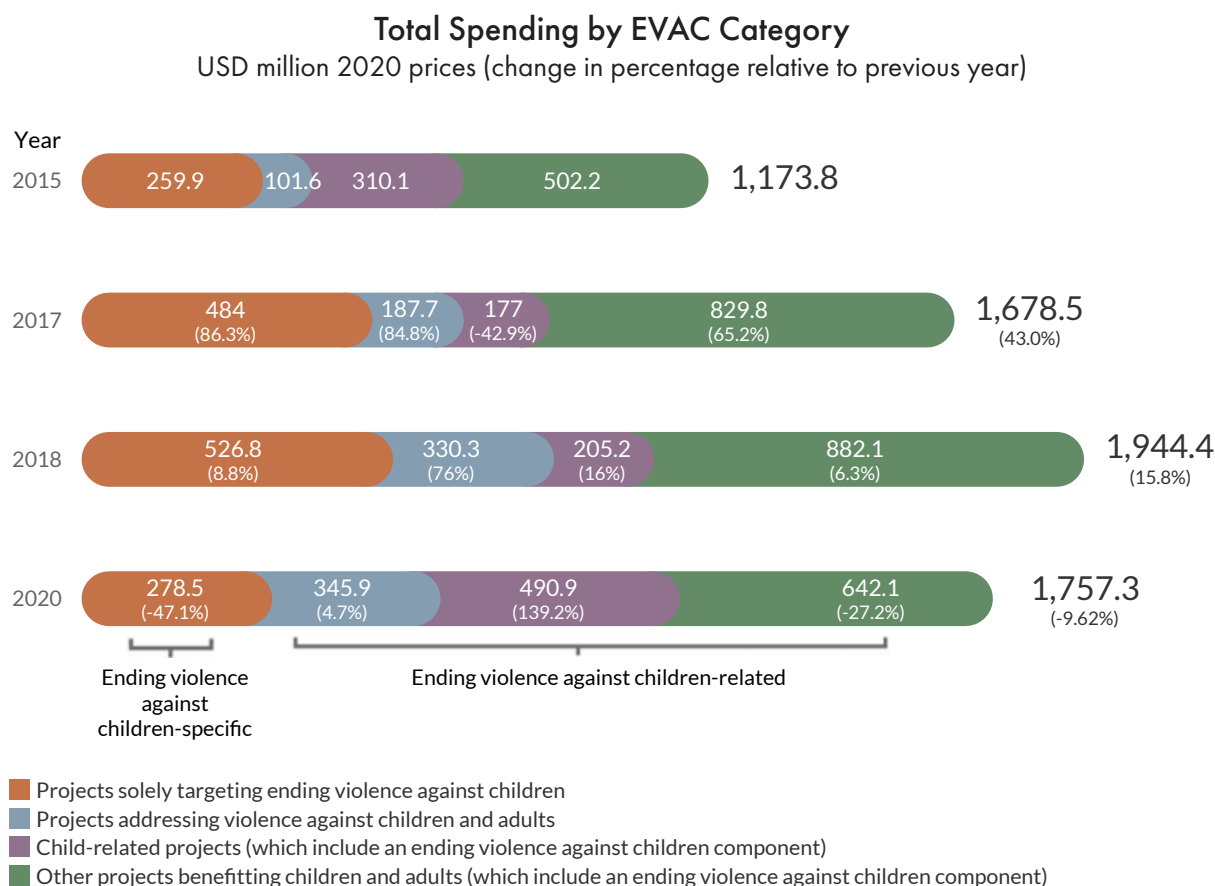
## 2. KEY FINDINGS AND RECOMMENDATIONS

The evidence shows that only a small fraction of ODA spending is targeted at ending violence against children: **US\$1,757.3 billion (0.78%)** of the total 2020 ODA investment.<sup>7</sup> Out of this figure, only **12% (US\$278.5 million)** is dedicated to projects that specifically focus on ending violence against children. The balance goes towards projects that address violence against children as part of a broader set of objectives or efforts to end violence against both children and adults.

Despite children's increased vulnerability and risks over the last two years, ODA investment to end violence against children has decreased by 10% since 2018. **Spending on projects that solely address violence against children is 50% lower in 2020 compared with 2018.** This decrease is consistent with the overall drop (26%) of ODA from bilateral donors in 2020; these donors traditionally provide the majority of ODA towards EVAC. The dominant shift over the past few years has been from bilateral donors to investments by international financial institutions (IFIs). This funding change has dominated ODA trends but has had very little impact on EVAC investment, given the very small number of IFI commitments to EVAC. As an indication, in 2020 only US\$6.5 million (less than 0.3%) of total ODA investment into EVAC was provided by IFIs.<sup>8</sup>

<sup>7</sup> The data in the table is corrected for 2020 prices to allow more accurate comparison.

<sup>8</sup> Development Initiatives (2022), ODA 2020–2021: Key trends before and during emerging crises, <https://devinit.org/resources/oda-2020-2021-key-trends-before-during-emerging-crises/?nav=more-about>



Source: Authors' analysis of OECD CRS ODA 2017, 2018 and 2020 database and Counting Pennies report (2017)

The total amount of ODA investment per child has decreased since 2018 from US\$0.68 to US\$0.64 per child. This suggests that a decrease in funding came with a decrease of geographical reach of EVAC-related projects.

The vast majority of ODA for ending violence against children comes from just 10 donors, who account for over four-fifths (approx. 86%) of total investment. These 10 donors tend to direct their funding towards addressing violence against children in association with other objectives, rather than prioritising it as a standalone funding priority. As a result, the 10 donors account for only 13% of ODA investment solely targeted to end violence against children. Apart from Canada (12%), all other donors spend less than 7% of their total ODA on ending violence against children.

Donors' investment decisions continue to be largely driven by humanitarian crises. Most spending still targets countries with large-scale conflicts, as well as those facing or hosting displaced populations as a result of conflict. In 2020, nearly 36% of the ODA investment to end violence against children went towards 9 conflict-affected and fragile countries in the Middle East, Sub-Saharan Africa, and South Asia.

Despite this geographical focus, even this funding covers only a small fraction of the identified child protection needs in most humanitarian contexts. In 2020, there was a 12% increase in child protection-specific funding from 2018, however the scope of identified needs covered dropped significantly – from 42% to 24% – compared to 2018.<sup>9</sup> This is another example of how investment in ending violence is lagging behind the massive increase in children's protection needs.

<sup>9</sup> Save the Children, Alliance for Child Protection in Humanitarian Action, Global Child Protection Area of Responsibility, UNHCR (2020) The Unprotected: Annual Spotlight on Child Protection Funding in Humanitarian Action – 2021 Crisis in Humanitarian Funding for Child Protection, <https://alliancecpa.org/en/child-protection-online-library/report-unprotected-annual-spotlight-child-protection-funding>

## Top 10 donor countries spending on total and specific EVAC by year

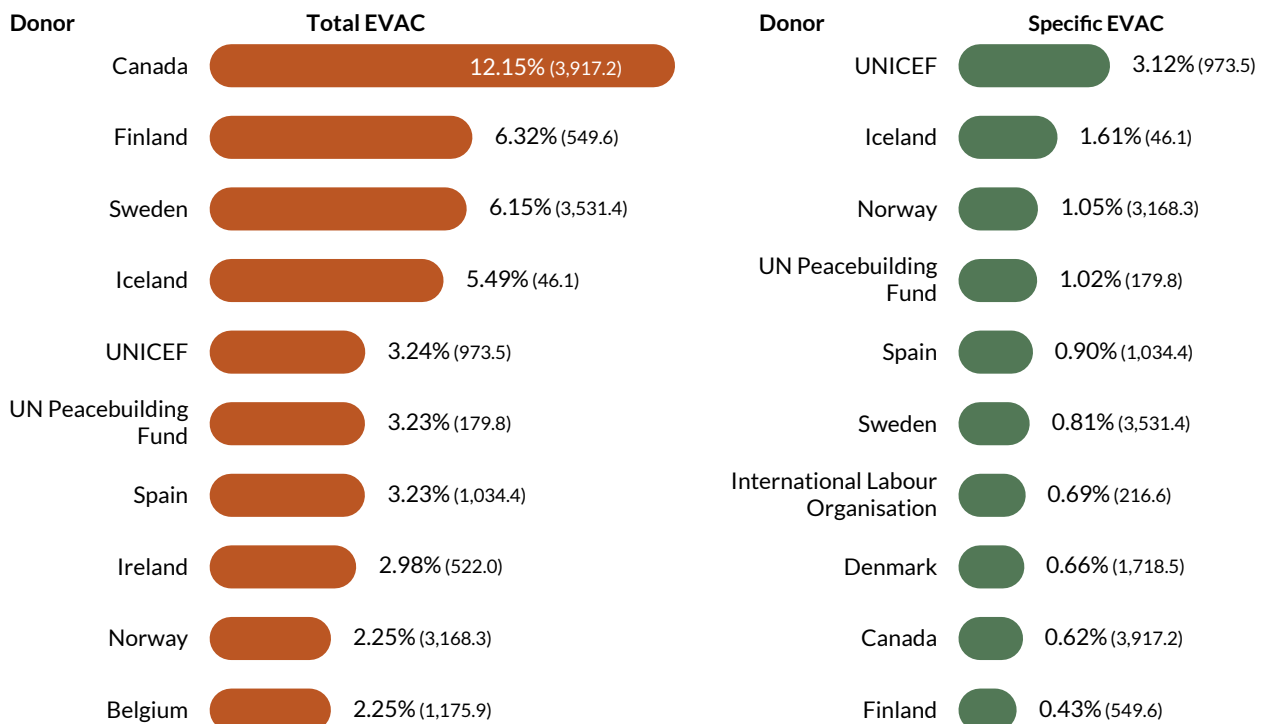
USD million 2020 prices (yearly ranking)

Total EVAC					Specific EVAC				
Donor	Year				Donor	Year			
	2015	2017	2018	2020		2015	2017	2018	2020
Canada	260.2 (1)	269.7 (2)	412.2 (1)	475.7 (1)	US	46.9 (1)	34.4 (3)	55.7 (3)	51.2 (1)
US	172.0 (2)	333.0 (1)	368.7 (2)	222.5 (2)	Norway	11.6 (6)	12.5 (9)	15.0 (9)	33.2 (2)
Sweden	155.7 (3)	198.4 (3)	245.0 (3)	217.3 (3)	UNICEF	8.1 (9)	28.4 (7)	22.7 (7)	30.7 (3)
UK	128.9 (4)	189.9 (4)	231.4 (4)	166.2 (4)	Sweden	22.1 (5)	57.4 (2)	69.0 (2)	28.6 (4)
Germany	128.4 (5)	65.3 (8)	89.2 (6)	139.5 (5)	Canada	42.0 (2)	32.6 (4)	48.9 (5)	24.2 (5)
EU Institutions	99.5 (6)	75.3 (7)	112.7 (5)	112.4 (6)	Germany	10.2 (8)	21.6 (8)	53.8 (4)	18.2 (6)
Norway	33.3 (8)	98.8 (5)		71.4 (7)	EU Institutions	25.0 (4)	30.3 (5)	40.5 (6)	15.9 (7)
Netherlands			70.1 (7)	48.3 (8)	Denmark				11.3 (8)
Finland				34.7 (9)	UK	32.9 (3)	94.5 (1)	76.2 (1)	10.6 (9)
UNICEF	22.4 (9)	40.0 (10)		31.5 (10)	Netherlands	10.5 (7)		14.1 (10)	10.5 (10)
Spain			37.1 (9)		Other	29.5 (10)			
Other	99.2 (10)				Italy		7.7 (10)		
GAVI		46.4 (9)			Belgium			16.4 (8)	
Belgium			35.9 (10)		Australia		29.5 (6)		
Australia	75.2 (7)	88.2 (6)	64.9 (8)						

Source: Authors' analysis of OECD CRS ODA 2017, 2018 and 2020 database and Counting Pennies report (2017)

## Top 10 donors spending on EVAC as a proportion of gross ODA disbursement

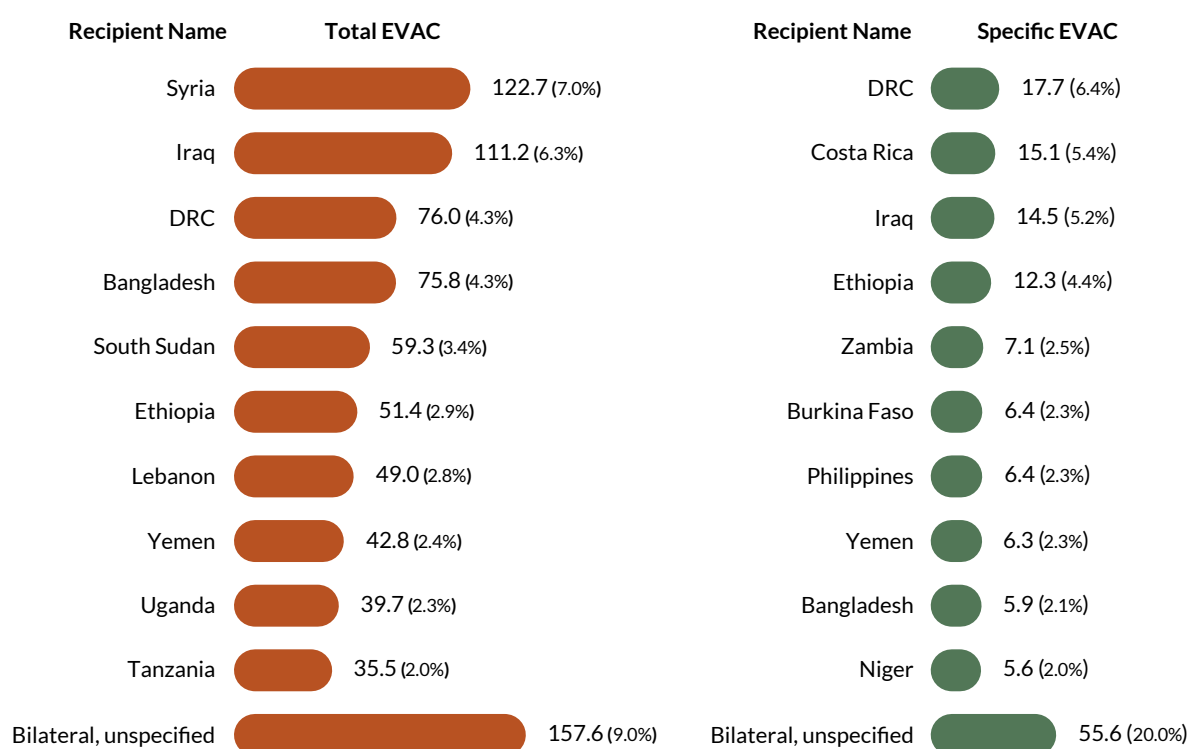
Percentage of ODA (total ODA disbursement in USD million 2020 prices)



Source: Authors' analysis of OECD CRS ODA 2020 database

## Top 10 recipients of ODA total and specific EVAC

USD million 2020 prices (percentage of total)



Source: Authors' analysis of OECD CRS ODA 2020 database

The highest amount of EVAC funding has been categorised as 'bilateral' or 'unspecified'. This means the beneficiary is not a country or region and funding is allocated to non-country programmable aid, such as administrative costs, refugees in donor countries and research costs.<sup>10</sup> As such, this expenditure may not even reach developing countries.

Since March 2020, the COVID-19 pandemic has significantly increased the prevalence of violence against children. After many years of improvements, for the first time in decades, there was concern about increases in child labour, child marriage and evidence pointing towards the increase of violence online and at home.<sup>11</sup>

Our analysis shows that 10% of total funding for ending violence against children included

response to the pandemic. The top 10 donors devoted between 2% and 24.5% of ODA to EVAC addressing the impact of the pandemic. However, with the exception of Sweden, only a very small percentage of this funding went towards EVAC-specific interventions. Investment in ending child labour and child marriage remained almost unchanged, regardless of the increased estimates of prevalence due to the pandemic.<sup>12</sup>

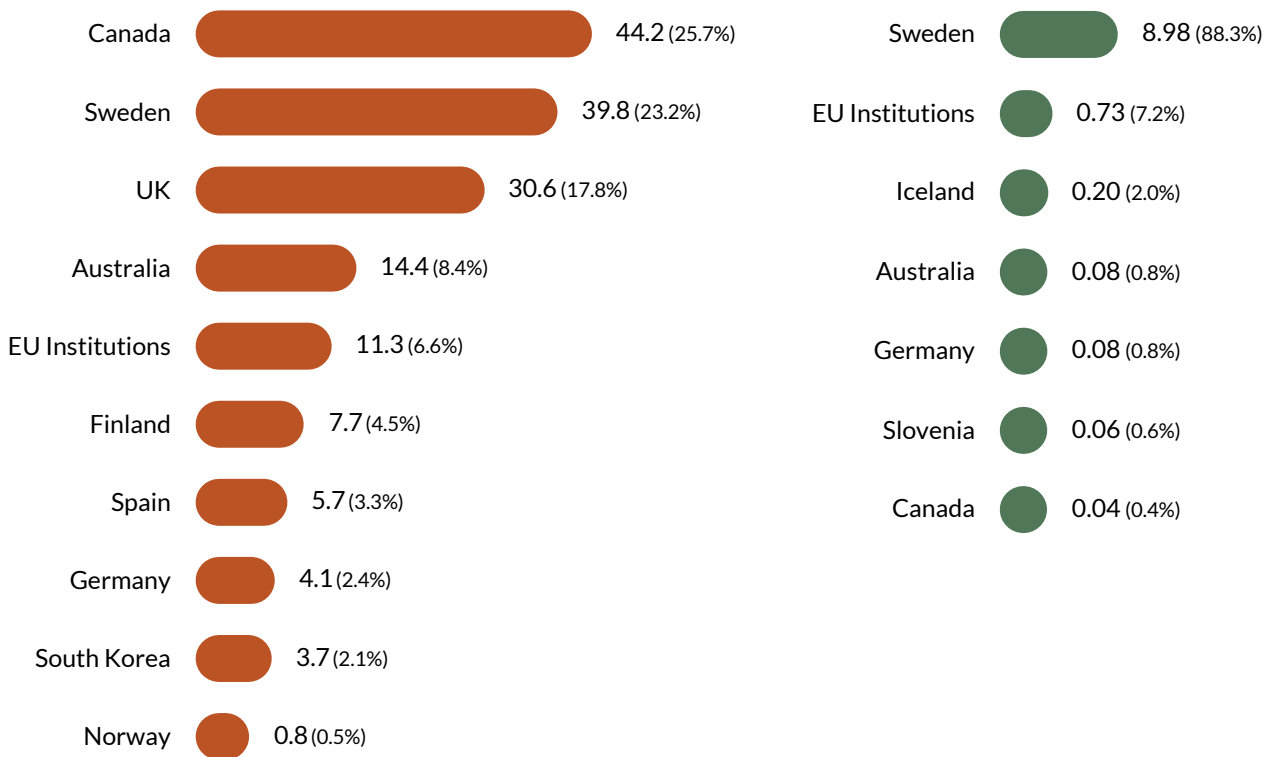
ODA investment in pathfinding countries remains unchanged at slightly over 11% of total EVAC-related ODA. This adds up to just 2% of ODA when focusing on EVAC-specific projects. This tells us donors are yet to significantly support countries that have prioritised ending violence against children in their implementation of Agenda 2030.

<sup>10</sup> Resources reported to the OECD-DAC where the beneficiary is not a country or region are reported as "bilateral/unspecified".

<sup>11</sup> UNICEF (2021), *COVID-19: A threat to progress against child marriage*, <http://uni.cf/cm/covid>; ILO and UNICEF (2021), *Child Labour: Global estimates 2020, trends and the road forward*, [https://www.ilo.org/wcmsp5/groups/public/-ed\\_norm/-ipec/documents/publication/wcms\\_797515.pdf](https://www.ilo.org/wcmsp5/groups/public/-ed_norm/-ipec/documents/publication/wcms_797515.pdf), World Vision (2020), *A Perfect Storm: Millions more children at risk of violence under lockdown and into 'new normal'*, <https://www.wvi.org/publications/report/coronavirus-health-crisis/covid-19-aftershocks-perfect-storm>

<sup>12</sup> See Annex A

### Top 10 recipients of ODA total and specific EVAC USD million 2020 prices (percentage of total)



Source: Authors' analysis of OECD CRS ODA 2020 database

Donor focus on prioritising access to lifesaving child protection interventions in humanitarian emergencies is commendable, though even in this area, the level of response remains deeply insufficient. The last few years have shown us the grave need for such funding in more countries and contexts than ever before. However, the low investments in addressing violence in both pathfinding and other low-income countries is also concerning—especially given the universal impact of the COVID-19 pandemic, climate change and increasing inequality and discrimination. ODA funding plays a critical and catalytic role in leveraging domestic and private investments; it is necessary to push the needle and achieve real progress in ending violence against children.

Our analysis of investment in INSPIRE-related strategies showed that 50% of EVAC funding goes to evidence-based solutions. This is certainly a welcome trend, as is the pattern of investing in multisectoral interventions that have a significant impact on preventing and addressing

violence against children. Almost 20% of all ODA for EVAC is invested in education-related interventions. Despite the promising trend, analysis of funding in this section should be treated with caution given that donors do not intentionally track this aspect.

As indicated in our previous *Counting Pennies* reports, spending on EVAC is far more likely to be gender-sensitive than is the case for ODA in general. Over four-fifths (85%) of EVAC investment has gender equity as a principal or significant objective. Many issues addressed in ending violence against children – for example ending child marriage and gender-based violence – primarily affect girls and women. This means that investing in ending violence against children has a great potential to contribute towards achieving gender equality and addressing gender-based violence.

In this report, we have again examined the use of the SDG focus fields as a potential tool

to systematically monitor investments to end violence against children. The SDG focus field is a voluntary field in the CRS database where donors can record their investment according to the sustainable development goals or targets. We have looked at all SDG focus fields representing SDG targets related to ending violence against children. The level of ODA investments in EVAC captured through SDG focus fields are significantly different from those based on keyword searches. There has been a slight improvement: in 2020 the SDG fields capture about 20% of ODA total investment in ending violence against children, as compared to 13% in 2018. Governments are clearly not using the SDG focus fields consistently for monitoring EVAC-related SDG targets, perhaps because the use of these fields is still voluntary, or because governments are prioritising other SDG targets.

This report sets out three main recommendations for action by donors and development partners:

- 1) Maintain and increase funding to end violence against children as part of an overall increase in ODA.
- 2) Agree on a standardised methodology for tracking donor investments in ending violence against children that can be integrated into the OECD-DAC CRS database.
- 3) Further research the trends identified in this report, especially related to the shift away from funding specifically targeted at violence against children.

## MAINTAIN AND INCREASE FUNDING TO END VIOLENCE AGAINST CHILDREN

This report's main finding is that there has been no significant change in funding for ending violence against children since 2018. This stagnation is despite an increase in children's vulnerability and the growing prevalence of some forms of violence due to the pandemic, conflict, and climate change. When we add the magnitude of the problem and its auxiliary costs to the aforementioned, the total amount of funding is exposed as shockingly low and heavily concentrated among few donors and recipient countries.

All ODA has been impacted by a recent shift in donor priorities, a diversion largely connected to the current global atmosphere of fiscal austerity, as well diversion of funds towards managing some of the largest global crises since World War II. However, it must be underscored that directing funding away from ending violence against children has disproportionately severe consequences for all children in all societies.

It cannot be emphasised enough that investments in ending violence against children generate large social and economic dividends, as well as removing barriers to children achieving their health, educational and economic development potential.<sup>13</sup> This is a dividend that resonates into the future, improving livelihoods and economies for future generations.



Photo: Dara Chhim © World Vision 2021

<sup>13</sup> <https://www.wvi.org/publications/child-protection/violence-prevention-dividend>

Donors should:



Recognise the significant and catalytic role of ODA in achieving progress in ending violence against children by 2030, especially in low-income countries. Without this ODA, achievement of the SDG targets on ending violence will remain off track and generations to come will suffer.



Protect and increase investments both in humanitarian and non-humanitarian contexts. To capitalise on existing political commitments, donors should especially target countries that have demonstrated political commitment to implement VAC-prevention programmes and services (such as Pathfinding Countries) without decreasing spending in other countries. One way to ensure such investment is to replenish and increase funding directed towards the End Violence Fund for at least US\$1 billion.<sup>14</sup>



Prioritise funding towards the strengthening of national systems to prevent violence against children and scale up evidence-based solutions, such as the INSPIRE strategies.



Ensure that services are delivered through strong, gender-responsive and integrated child protection systems, as well as mechanisms that can ensure large numbers of children are reached with quality support (including in humanitarian contexts).



Along with national governments and development partners, agree to a global pledging conference on ending violence against children to tackle chronic underfunding of the sector, complementing increased bilateral ODA with new investments to replenish the End Violence Fund.



Advocate to integrate the prevention of violence against children into National Development Plans and the United Nations Sustainable Development Cooperation Frameworks, as well as post-pandemic recovery plans. This will strengthen national capacity, political will, and domestic resources for EVAC.

## DEVELOP A STANDARDISED METHODOLOGY FOR TRACKING ODA INVESTMENTS IN EVAC

Measuring progress towards ending violence against children requires regular monitoring of the resources allocated to ensure they are used in the most effective way. As current monitoring mechanisms still do not adequately capture and track investments in ending violence against children, we strongly recommend, as already noted in 2017's Counting Pennies report, the adoption of a **new 'ending violence against children' policy within the OECD-DAC's database.**

In our 2017 report, we proposed two options:

A policy marker that builds on the 'children's

issues' marker used by Global Affairs Canada since 2008; this mirrors the 'gender equality' marker used by the OECD Development Assistance Committee for donor reporting of ODA. This marker will screen expenditure – both project-related and core institutional support – to check for activities that aim to improve the lives and/or promote and protect the human rights of children. While this approach may not provide a full estimate of the amount of spending on ending violence against children, it does build on OECD tracking of aid in support of gender equality and women's rights and would integrate a human rights-approach to the coding.

A second option could be the reproductive, maternal, newborn, and child health ('RMNCH') marker, introduced by the OECD-DAC for donor reporting of ODA. This marker grades each

<sup>14</sup> <https://www.end-violence.org/fund>



project on a scale of 0-4, depending on the proportion of spending that goes to RMNCH. This method may make it easier to come up with an overall estimate of spending on ending violence against children. However, a marker that relies on project-by-project assessment would take time to be used by all donors.

Alternatively, the SDG focus field can be used to monitor the investment in ending violence against children. **OECD-DAC should make the SDG focus field mandatory**, and donors should commit to use it more consistently.

### FURTHER RESEARCH TO BETTER UNDERSTAND FINDINGS OF THIS REPORT

The last two years have been very challenging for the world – including for donors. This report provides a mere snapshot of ODA spending to end violence against children, based on information available in the 2020 OECD-DAC database. It is important to further investigate how the pandemic has affected donor policies and ultimately investment choices and decisions.

Several other findings need further exploration; such as increases in funding for education within the context of ending violence against children. Moving away from funding projects with a specific purpose of EVAC to projects that address it alongside many other issues can be concerning. This trend needs to be better understood and investigated.

Whilst there is a strong rationale for funding ostensibly overlapping objectives – e.g., linking interventions in ending gender-based violence with impact on violence in childhood – the underlying issue remains as to what extent projects focusing on many objectives can achieve the desired level of impact. The ability and effectiveness of projects to prevent and address violence against children at the scale necessary to bring about enduring change also needs to be further unpacked. Such detailed analysis was not possible using the OECD-DAC database.

Ensuring adequate resources to end violence against children remains the primary

responsibility of national governments, but the role played by ODA in promoting and leveraging national investments and budgets to end violence against children is crucial.

Progress in Agenda 2030's implementation is significantly lacking; it is critical to ensure that ODA is available and can play its acknowledged, catalytic role – especially in low-income countries. As such, it is also essential to monitor, understand, and ensure donors are making the right type and amount of investments.

In addition, further research is needed to understand the reasons for underreporting on EVAC-related targets in both development and humanitarian settings and how these gaps can be addressed.



Photo: © World Vision 2021



# 3. ANALYSIS OF ODA TARGETING VIOLENCE AGAINST CHILDREN

## METHODOLOGY

This report investigates the amount of project-level ODA targeted at ending violence against children – either as the main focus or as part of a broader programme. It is based on data from the OECD-DAC Creditor Reporting System (CRS) database.

This study uses the definition of violence against children, and definitions of the different forms of violence against children, as they appear in the Convention on the Rights of the Child; the United Nations Study on Violence against Children; the strategy of the Global Partnership to End Violence Against Children; and the strategies for ending violence against children described in the INSPIRE technical package.

Based on these definitions, relevant keywords were selected, and searches were applied on project titles and descriptions within the OECD-DAC CRS database. This was done in conjunction with applying purpose and channel code data to identify projects that are wholly or partially targeting children's issues. Further keyword searches were then carried out to identify projects that potentially targeted some aspect of ending violence against children.<sup>15</sup>

<sup>15</sup> See Appendix B

The selected project records were then manually analysed to eliminate ‘false positives’ (e.g., records whose descriptions matched one or more keywords but which, on further examination, were not linked to action on ending violence against children).

The remaining records were categorised either as:

1. Projects that were entirely aimed at the prevention of, or response to, violence against children; and,
2. Projects for which ending violence against children was one among several other aims.

Additional analysis was performed to categorise EVAC spending according to the seven INSPIRE strategies and a combination of keyword searches was conducted in four phases.<sup>16</sup> Keywords were selected from the INSPIRE package associated with each of the seven strategies. Detailed information on methodology is available in Annex B and Appendix A.<sup>17</sup>

## LIMITATIONS

As with previous *Counting Pennies* reports, our data limitations mean the figures generated in this report can only be taken as estimates. The lack of a specific code or markers to identify projects specifically targeting EVAC makes it challenging to generate the precise number of projects and estimate funds working towards stopping and preventing violence against violence. This means there is a possibility our results have overlooked projects which target EVAC, leading to an underestimation of investments made towards EVAC.

Another issue is that the methodology relies entirely on the use of keyword searches. The output for these searches is highly dependent on the quality, correctness, and completeness of the project description given by the title, short description, and long description fields.

Finally, this report tracks actual spending reported by donors and not the commitments made to EVAC that will be spent over several years.

## ODA INVESTMENT TO END VIOLENCE AGAINST CHILDREN: THE DATA

### Top 10 Donors for Ending Violence against Children

**FIGURE 1.** Top 10 donor countries spending on total and specific EVAC by year  
USD million 2020 prices (yearly ranking)

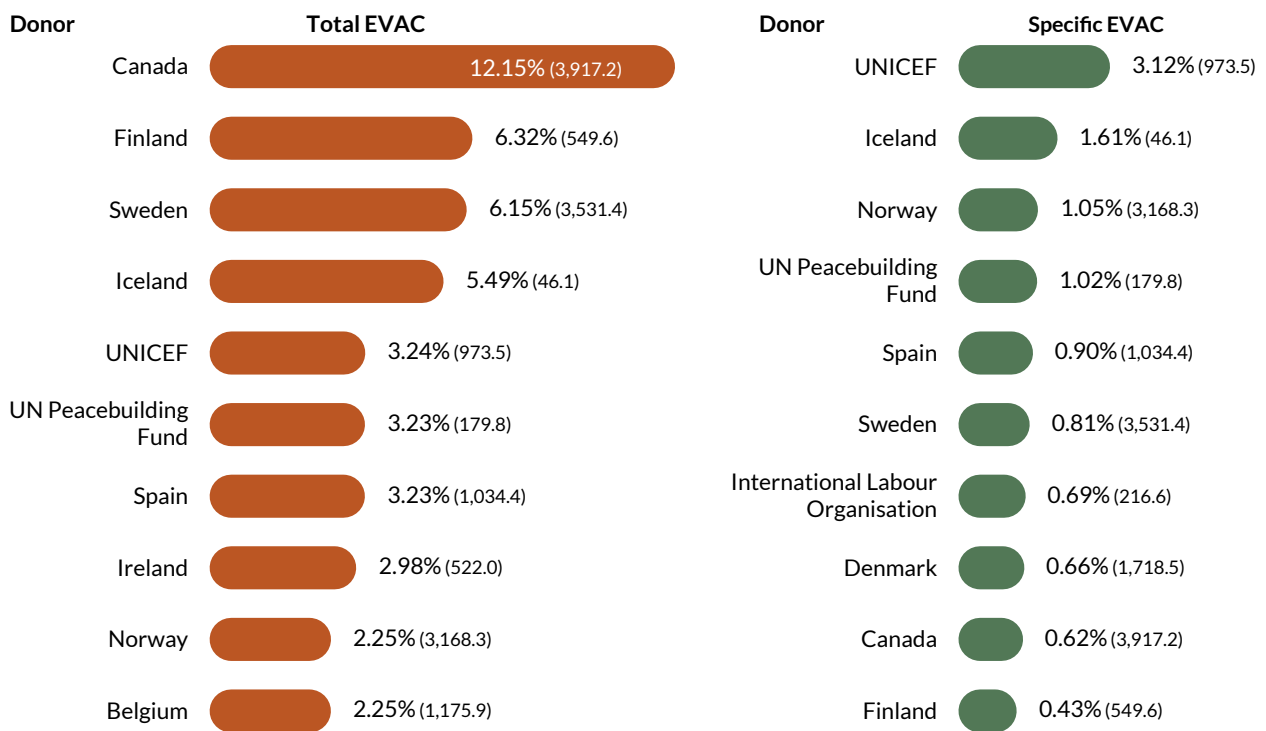
Total EVAC					Specific EVAC				
Donor	Year				Donor	Year			
	2015	2017	2018	2020		2015	2017	2018	2020
Canada	260.2 (1)	269.7 (2)	412.2 (1)	475.7 (1)	US	46.9 (1)	34.4 (3)	55.7 (3)	51.2 (1)
US	172.0 (2)	333.0 (1)	368.7 (2)	222.5 (2)	Norway	11.6 (6)	12.5 (9)	15.0 (9)	33.2 (2)
Sweden	155.7 (3)	198.4 (3)	245.0 (3)	217.3 (3)	UNICEF	8.1 (9)	28.4 (7)	22.7 (7)	30.7 (3)
UK	128.9 (4)	189.9 (4)	231.4 (4)	166.2 (4)	Sweden	22.1 (5)	57.4 (2)	69.0 (2)	28.6 (4)
Germany	128.4 (5)	65.3 (8)	89.2 (6)	139.5 (5)	Canada	42.0 (2)	32.6 (4)	48.9 (5)	24.2 (5)
EU Institutions	99.5 (6)	75.3 (7)	112.7 (5)	112.4 (6)	Germany	10.2 (8)	21.6 (8)	53.8 (4)	18.2 (6)
Norway	33.3 (8)	98.8 (5)		71.4 (7)	EU Institutions	25.0 (4)	30.3 (5)	40.5 (6)	15.9 (7)
Netherlands			70.1 (7)	48.3 (8)	Denmark				11.3 (8)
Finland				34.7 (9)	UK	32.9 (3)	94.5 (1)	76.2 (1)	10.6 (9)
UNICEF	22.4 (9)	40.0 (10)		31.5 (10)	Netherlands	10.5 (7)		14.1 (10)	10.5 (10)
Spain			37.1 (9)		Other	29.5 (10)			
Other	99.2 (10)				Italy		7.7 (10)		
GAVI		46.4 (9)			Belgium			16.4 (8)	
Belgium			35.9 (10)		Australia		29.5 (6)		
Australia	75.2 (7)	88.2 (6)	64.9 (8)						

Source: Authors' analysis of OECD CRS ODA 2017, 2018 and 2020 database and Counting Pennies report (2017)

<sup>16</sup> See Appendix C

<sup>17</sup> See Appendix A

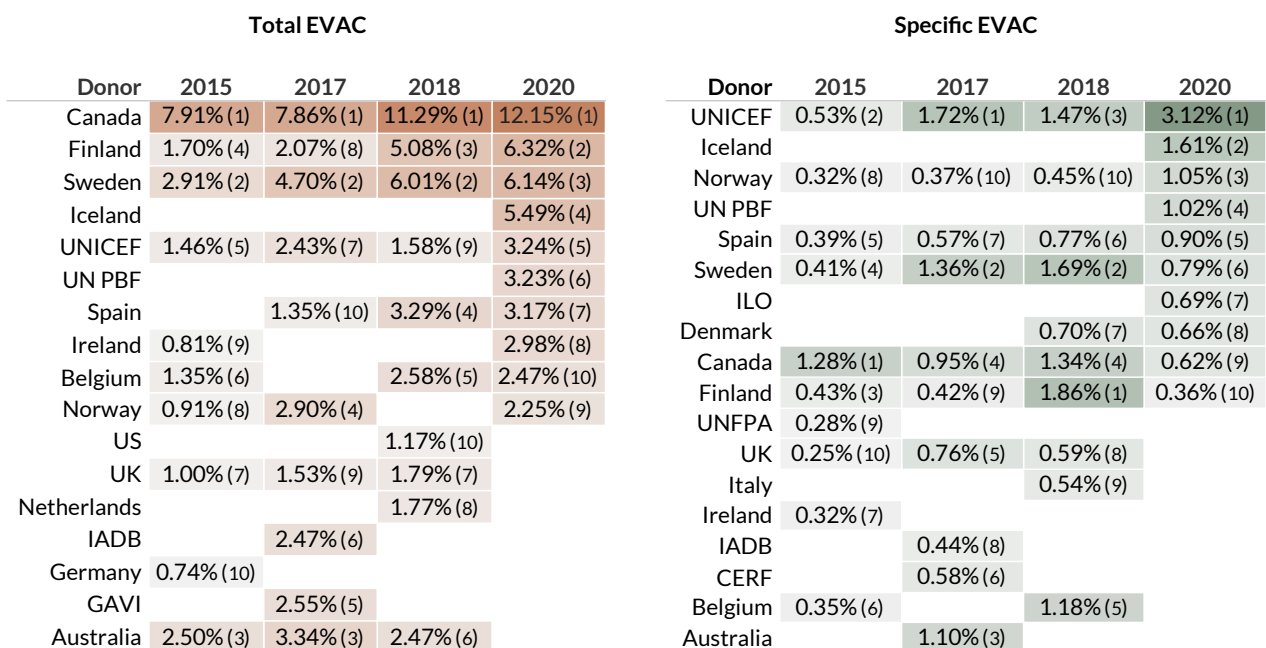
**FIGURE 2. Top 10 donors spending on EVAC as a proportion of gross ODA disbursement**  
 Percentage of ODA (total ODA disbursement in USD million 2020 prices)



Source: Authors' analysis of OECD CRS ODA 2020 database

**FIGURE 3. Top 10 donors spending on EVAC as a proportion of gross ODA disbursement by year**

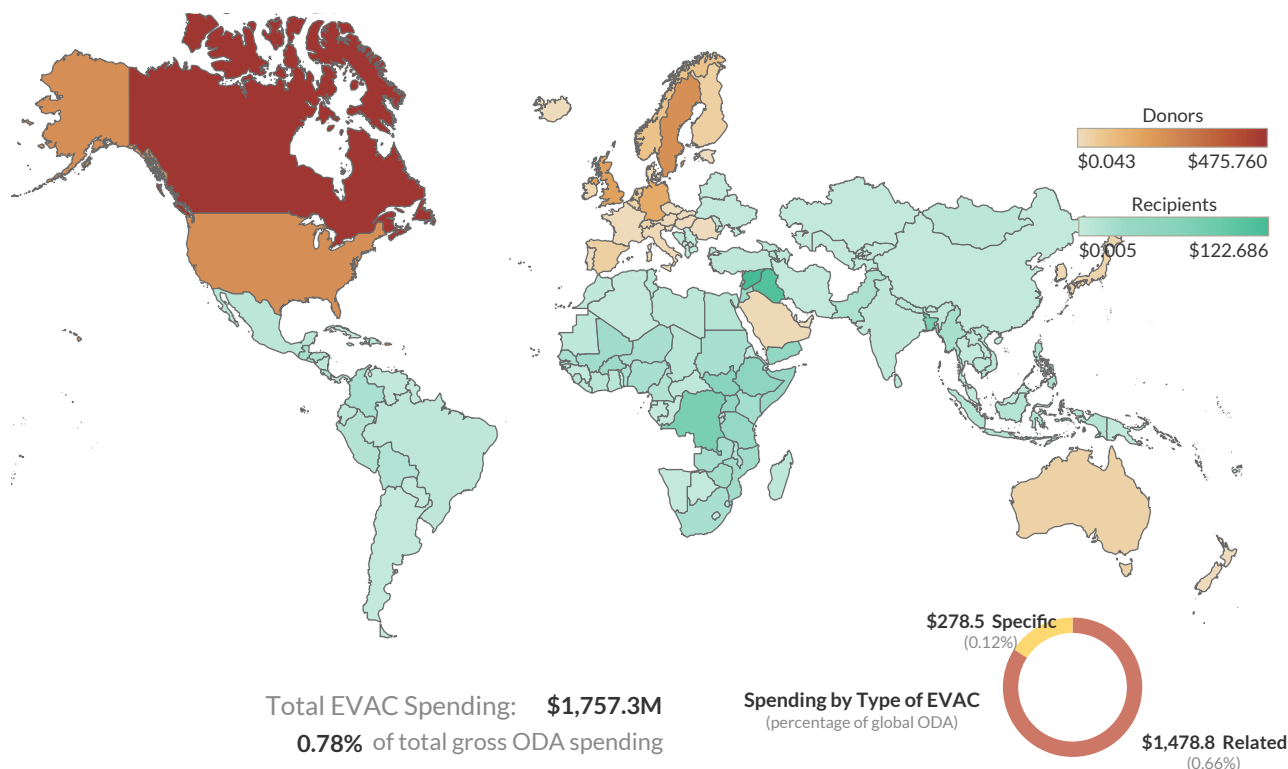
Percentage of ODA (total ODA disbursement in USD million 2020 prices)



Source: Authors' analysis of OECD CRS ODA 2017, 2018 and 2020 database and Counting Pennies report (2017)

## Top ODA Recipients

**FIGURE 4.** Map of total EVAC spent by donors and recipient countries, 2020  
USD million 2020 prices (percentage of total)



Source: Authors' analysis of OECD CRS ODA 2020 database

**FIGURE 5.** Top 10 recipients of ODA on total and specific EVAC by year  
USD million 2020 prices (yearly ranking)

Total EVAC					Specific EVAC				
Recipient	Year				Recipient	Year			
	2015	2017	2018	2020		2015	2017	2018	2020
Syria	51.6 (2)	91.4 (1)	99.4 (2)	122.7 (1)	DRC	11.6 (3)		12.7 (10)	17.7 (1)
Iraq	106.6 (1)	39.6 (10)	78.5 (4)	111.2 (2)	Costa Rica				15.1 (2)
DRC	31.9 (5)		43.9 (10)	76.0 (3)	Iraq			18.1 (4)	14.5 (3)
Bangladesh		60.8 (2)	109.6 (1)	75.8 (4)	Ethiopia	9.7 (4)	12.6 (8)	13.2 (9)	12.3 (4)
South Sudan	35.6 (4)	44.2 (9)	51.5 (8)	59.3 (5)	Zambia				7.1 (5)
Ethiopia			52.6 (7)	51.4 (6)	Burkina Faso				6.4 (6)
Lebanon	47.8 (3)	59.9 (3)	82.7 (3)	49.0 (7)	Philippines	6.1 (8)			6.4 (7)
Yemen				42.8 (8)	Yemen				6.3 (8)
Uganda				39.7 (9)	Bangladesh			13.6 (8)	5.9 (9)
Tanzania	24.6 (10)	45.7 (7)	47.8 (9)	35.5 (10)	Niger	5.6 (10)			5.6 (10)
Zimbabwe	31.2 (6)				Zimbabwe		20.8 (3)	14.3 (7)	
Ukraine	29.8 (8)				Vanuatu		10.3 (9)		
Somalia			55.9 (6)		Uganda			18.6 (3)	
Papua New ..	30.2 (7)				Tanzania	9.0 (5)			
Nigeria		56.3 (4)			Syria		21.1 (2)	17.5 (5)	
Mozambique		45.5 (8)			South Sudan	15.7 (1)		14.5 (6)	
Kenya		46.8 (6)			South Africa		19.6 (4)		
Jordan	25.1 (9)		67.3 (5)		Nigeria	5.8 (9)	13.4 (7)		
Afghanistan		51.6 (5)			Myanmar		17.4 (5)		
					Lebanon		36.8 (1)	42.2 (1)	
					Kenya		10.1 (10)		
					Jordan			22.1 (2)	
					India		15.7 (6)		
					Ghana	14.6 (2)			
					Colombia	8.3 (6)			
					Cambodia	6.2 (7)			

Source: Authors' analysis of OECD CRS ODA 2017, 2018 and 2020 database and Counting Pennies report (2017)

**FIGURE 6. Pathfinding countries: aid received by year and type of EVAC**  
USD million 2020 prices (yearly ranking)

Total EVAC				Specific EVAC			
Recipient	Year			Recipient	Year		
	2017	2018	2020		2017	2018	2020
Uganda	30.97 (3)	37.76 (2)	39.68 (1)	Philippines	5.94 (5)	2.88 (7)	6.36 (1)
Tanzania	45.73 (2)	47.86 (1)	35.47 (2)	Mongolia	0.13 (16)		5.16 (2)
Nigeria	56.49 (1)	33.80 (3)	18.38 (3)	Uganda	8.48 (4)	18.59 (1)	3.89 (3)
South Africa	24.68 (4)	19.96 (4)	18.34 (4)	Tanzania	9.45 (3)	4.74 (4)	3.04 (4)
Philippines	7.26 (8)	7.91 (8)	16.53 (5)	Nigeria	13.36 (2)	7.50 (3)	2.31 (5)
El Salvador	6.90 (9)	17.37 (5)	13.75 (6)	El Salvador	1.17 (9)	2.20 (8)	2.15 (6)
Peru	6.68 (10)	5.25 (11)	10.94 (7)	Peru	1.11 (10)	0.98 (10)	2.10 (7)
Indonesia	12.86 (5)	9.44 (7)	10.77 (8)	Jamaica	0.13 (15)	3.90 (5)	0.80 (8)
Armenia	1.38 (13)	2.61 (13)	9.20 (9)	Indonesia	0.79 (11)	0.71 (11)	0.76 (9)
Côte d'Ivoire	2.16 (12)	5.28 (9)	7.69 (10)	South Africa	19.66 (1)	12.46 (2)	0.58 (10)
Mongolia	0.13 (16)		5.84 (11)	Côte d'Ivoire	1.44 (8)	1.62 (9)	0.47 (11)
Sri Lanka	2.88 (11)	1.61 (14)	5.82 (12)	Sri Lanka	0.75 (12)	0.46 (13)	0.23 (12)
Mexico	9.14 (6)	11.54 (6)	5.61 (13)	Mexico	1.80 (7)	0.70 (12)	0.23 (13)
Jamaica	0.83 (15)	4.70 (12)	4.71 (14)	Paraguay	0.14 (14)	0.21 (15)	0.10 (14)
Paraguay	0.95 (14)	0.95 (15)		Georgia	2.17 (6)	3.24 (6)	0.04 (15)
Montenegro	0.03 (17)	0.14 (16)		Montenegro		0.06 (16)	0.02 (16)
Georgia	8.50 (7)	5.25 (10)		Armenia	0.22 (13)	0.25 (14)	0.01 (17)

Source: Authors' analysis of OECD CRS ODA 2017, 2018 and 2020 database

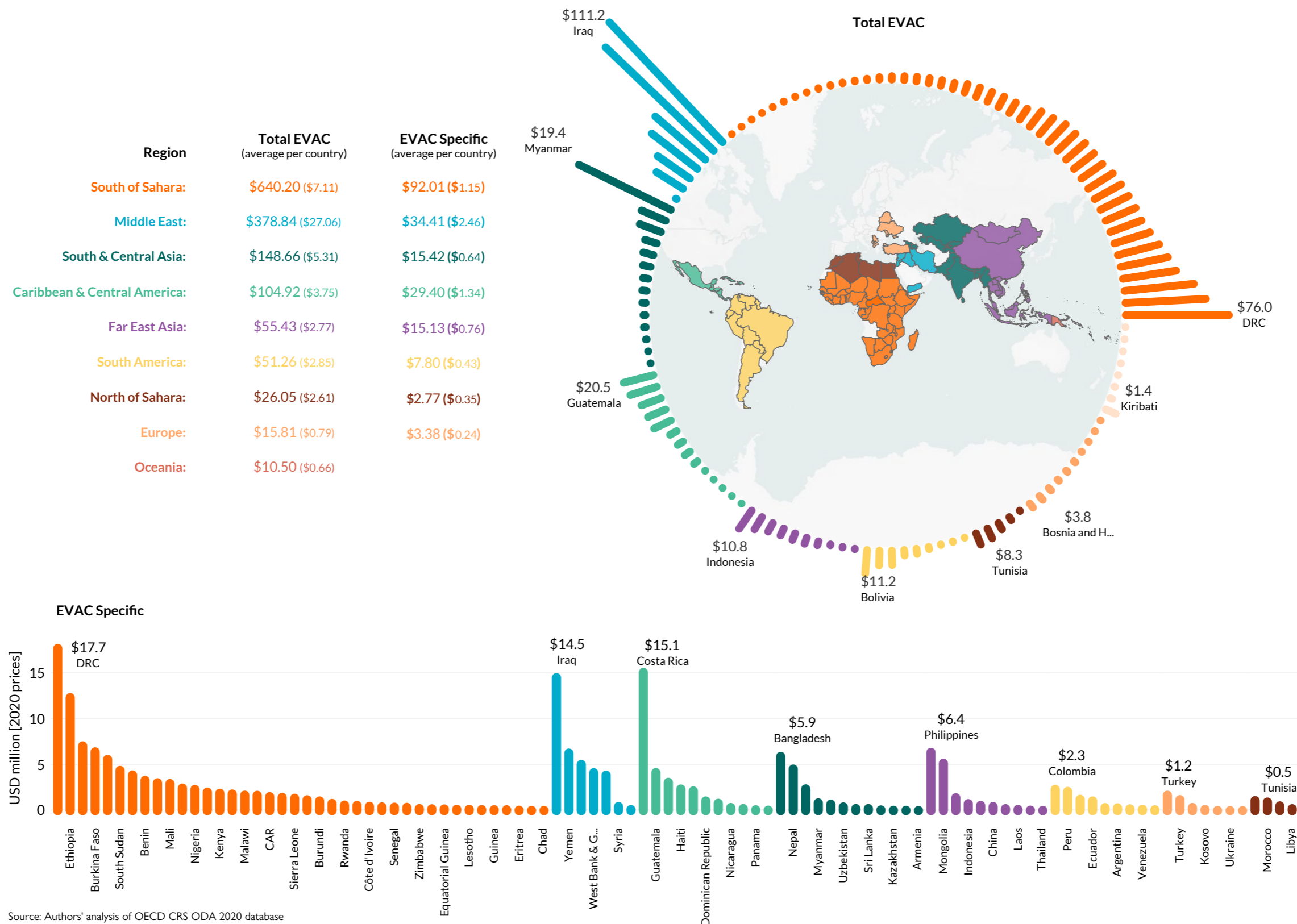
**FIGURE 7. Fragile Countries: aid received by year and type of EVAC**  
USD million 2020<sup>18</sup> prices (yearly ranking)

Total EVAC				Specific EVAC			
Recipient	Year			Recipient	Year		
	2017	2018	2020		2017	2018	2020
Syria	91.49 (1)	99.33 (1)	122.69 (1)	DRC	7.98 (2)	20.00 (1)	17.71 (1)
Iraq	39.56 (4)	78.57 (2)	111.18 (2)	Iraq	4.63 (5)	18.16 (2)	14.51 (2)
DRC	38.34 (5)	64.75 (3)	76.02 (3)	Yemen	1.73 (10)	5.09 (6)	6.28 (3)
South Sudan	44.27 (3)	51.58 (5)	59.35 (4)	South Sudan	7.67 (3)	14.57 (4)	4.39 (4)
Yemen	21.44 (7)	15.63 (9)	42.82 (5)	Mali	5.50 (4)	4.19 (7)	2.95 (5)
Somalia	34.41 (6)	55.83 (4)	31.56 (6)	CAR	2.59 (9)	1.24 (10)	1.52 (6)
Mali	17.99 (8)	22.04 (8)	24.51 (7)	Sudan	4.23 (6)	6.42 (5)	1.44 (7)
Sudan	17.11 (9)	32.26 (7)	19.04 (8)	Somalia	3.39 (7)	2.76 (9)	1.19 (8)
CAR	7.02 (10)	8.16 (10)	0.80 (9)	Syria	21.10 (1)	17.56 (3)	0.45 (9)
Afghanistan	51.63 (2)	34.23 (6)		Afghanistan	2.71 (8)	4.04 (8)	

Source: Authors' analysis of OECD CRS ODA 2017, 2018 and 2020 database

<sup>18</sup> Figure 7 highlights changing funding patterns in ten fragile countries selected for this study. The countries on this list have experienced conflicts, an influx of refugees, and/or other humanitarian crises.

**FIGURE 8. EVAC spending by region**  
USD million 2020 prices

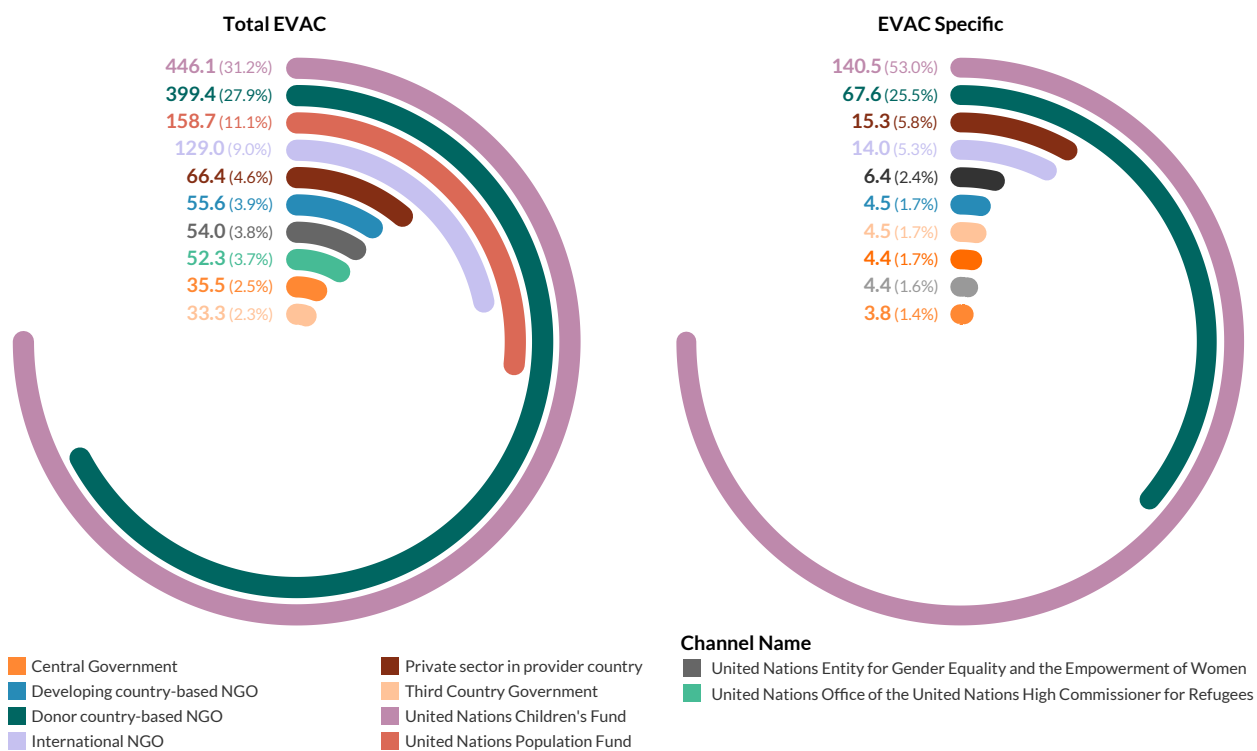


Source: Authors' analysis of OECD CRS ODA 2020 database

## Channels of Funding

Projects funded by ODA are implemented and delivered through numerous partners, including government agencies (both donor and recipient governments), multilateral bodies, national and international NGOs, academic institutions, private sector actors, etc. The data from 2020 shows that the majority of total ODA spent on ending violence against children is channelled through international organisations, such as UNICEF, as well as and donor-country-based (international) NGOs.<sup>19,20</sup> Under 4% of ODA spent on ending violence against children was channelled through national (i.e., those based in the developing country) NGOs.

**FIGURE 9. EVAC spending per top 10 channels**  
USD million 2020 prices (percentage of total)



Source: Authors' analysis of OECD CRS ODA 2020 database

## Sectoral Spending

Spending on ending violence against children is usually spread across several sectors, as many efforts to address violence against children require multisectoral interventions. For example, spending on child protection activities is usually listed under 'other social services' in the DAC database.

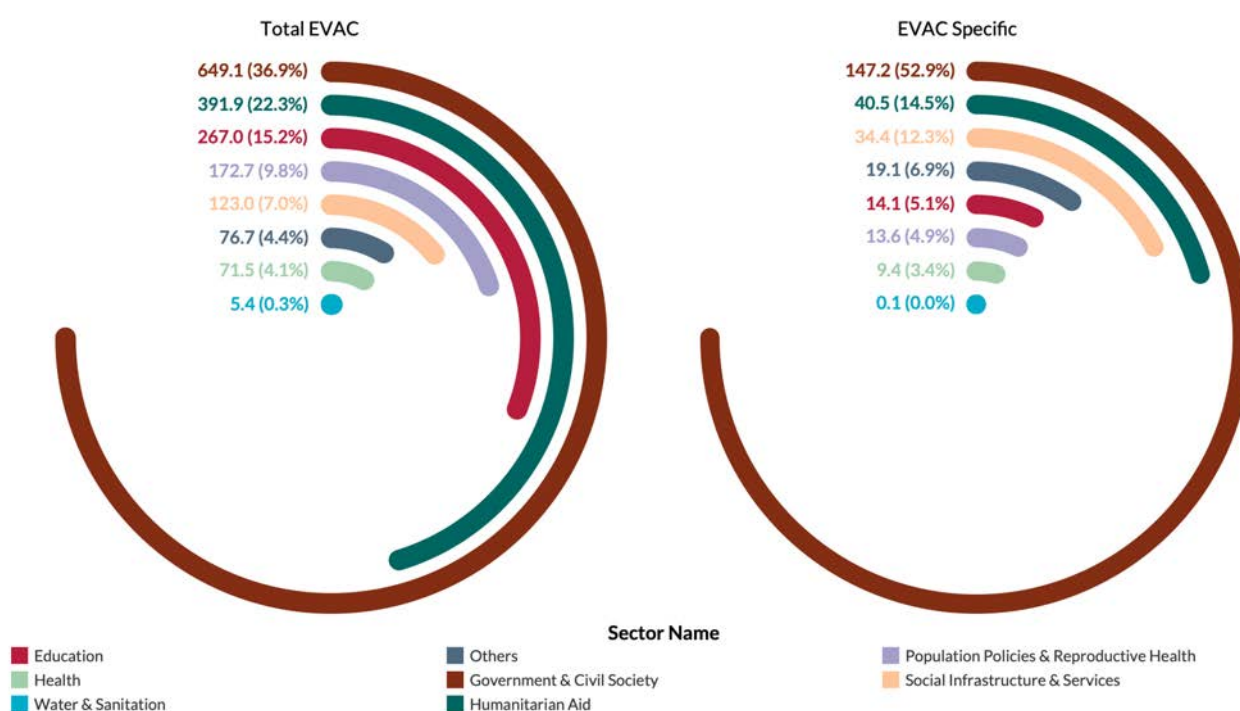
<sup>19</sup> To avoid double counting, UNICEF is analysed separately as a channel of funding and as a donor.

<sup>20</sup> In 2020, UNICEF reported **US\$712 million** as total expenses in child protection. The discrepancy in figures is due to:

1. Not all UNICEF funding for child protection can be classified as ODA; and
2. UNICEF child protection funding includes projects addressing issues that are not considered violence against children, such as childcare reform and birth registration. For more details see: <https://www.unicef.org/reports/global-annual-results-2020-goal-area-3>



**FIGURE 10. EVAC spending per sector**  
 USD million 2020 prices (percentage of total)



Source: Authors' analysis of OECD CRS ODA 2020 database

**FIGURE 11. ODA sector expenditure by type of EVAC and year**  
 USD million 2018 prices (yearly change rate)

Sector	Total EVAC			Sector	Specific EVAC		
	2017	Year 2018	2020		2017	Year 2018	2020
Government & Civil Society	377.3	660.3 75.0%	649.1 -1.7%	Government & Civil Society	141.1	218.9 55.1%	147.2 -32.7%
Humanitarian Aid	421.0	433.8 3.0%	391.9 -9.6%	Humanitarian Aid	93.4	87.4 -6.4%	40.5 -53.7%
Education	217.7	182.5 -16.1%	267.0 46.3%	Social Infrastructure & Services	53.6	63.2 17.9%	34.4 -45.6%
Population Policies & Reproductive Health	297.1	272.8 -8.2%	172.7 -36.7%	Others	24.6	22.7 -8.0%	19.1 -15.6%
Social Infrastructure & Services	108.0	126.0 16.7%	123.0 -2.4%	Education	62.4	74.3 19.0%	14.1 -81.1%
Others	75.5	140.2 85.7%	76.7 -45.3%	Population Policies & Reproductive Health	47.1	46.0 -2.4%	13.6 -70.4%
Health	162.1	109.1 -32.7%	71.5 -34.5%	Health	26.3	13.0 -50.8%	9.4 -27.2%
Water & Sanitation	19.9	19.7 -1.3%	5.4 -72.5%	Water & Sanitation	6.2	1.4 -76.7%	0.1 -90.7%

Source: Authors' analysis of OECD CRS ODA 2017, 2018 and 2020 database

## Top 10 Donors and Recipients of ODA by Total EVAC and SDG Focus Fields

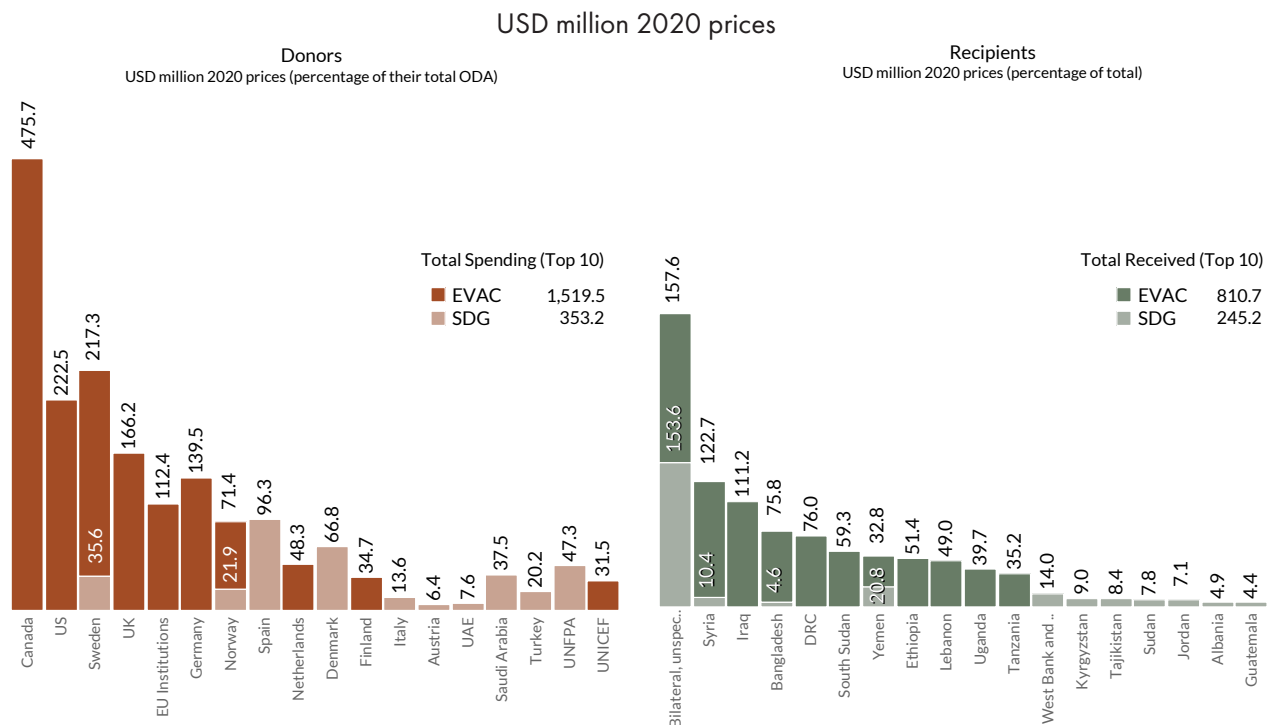
**FIGURE 12.** ODA spending by SDG Focus Fields  
USD million 2020 prices



Source: Authors' analysis of OECD CRS ODA 2020 database

NB: SDG Focus Fields relating to ending violence against children are SDG 16.2, SDG 5.2, SDG 5.3, SDG 8.7, SDG 4.7 and SDG 4.A

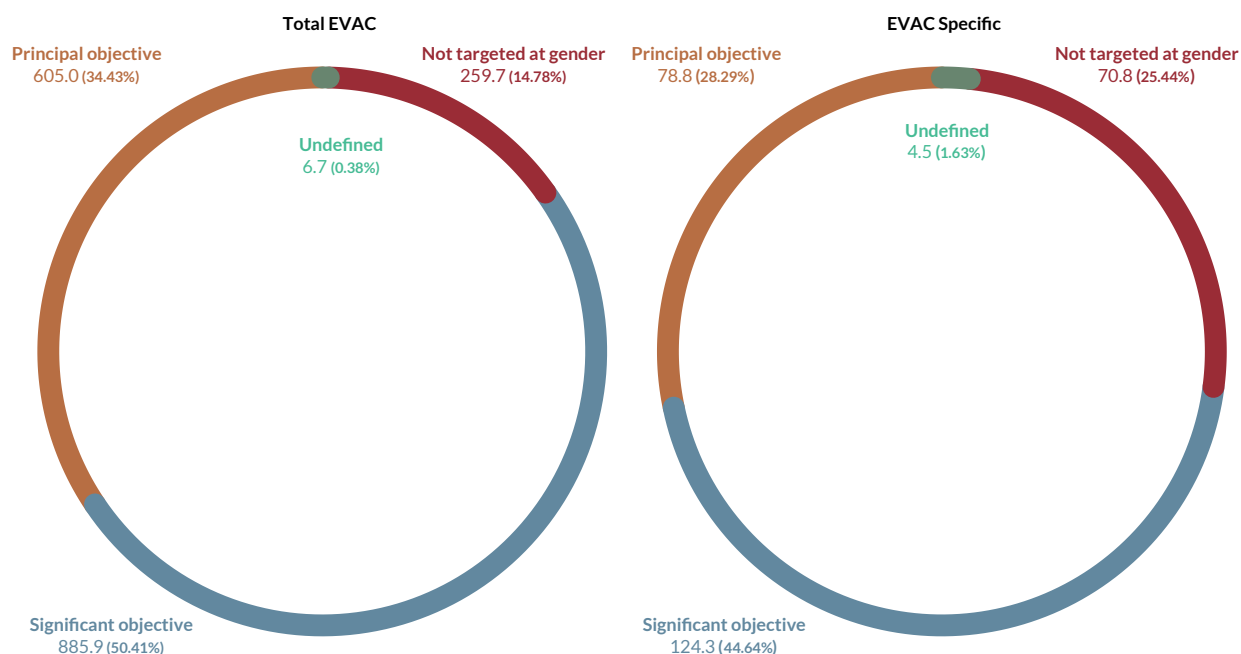
**FIGURE 13.** Top donors and recipients of ODA spending by total EVAC and SDG Focus Field



Source: Authors' analysis of OECD CRS ODA 2020 database

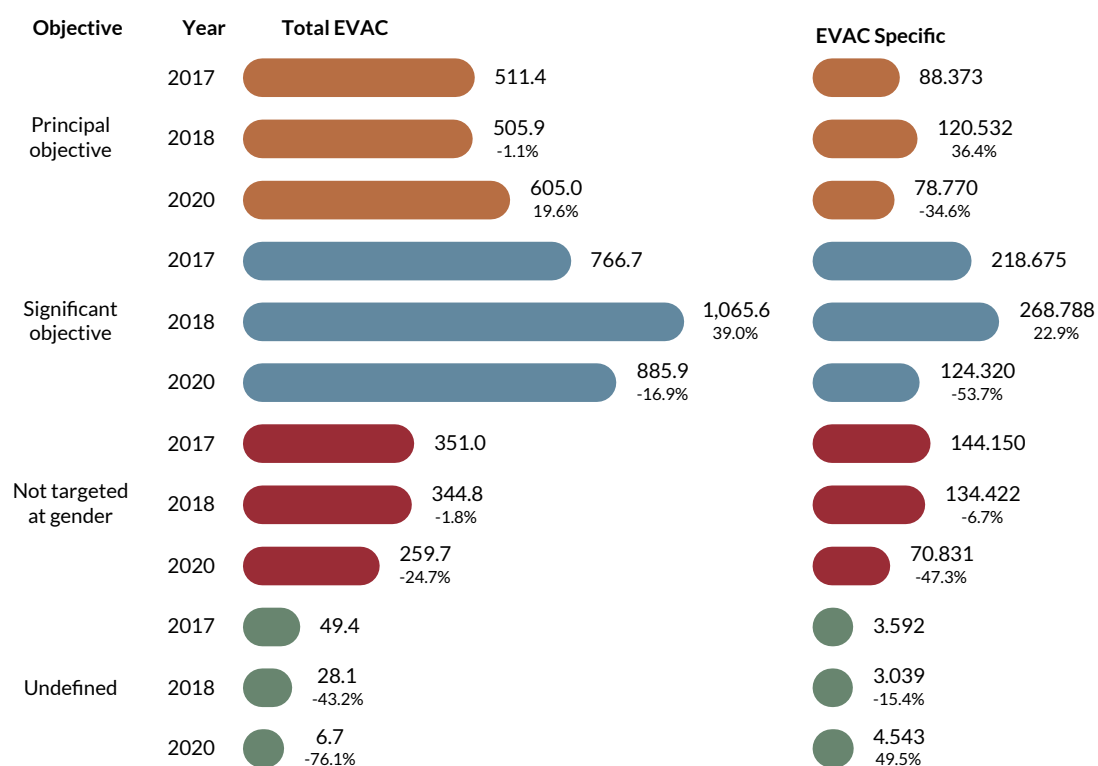
## Gender-Focused Aid Spending

**FIGURE 14.** Gender-focused spending by type of EVAC  
USD million 2020 prices (percentage of total)



Source: Authors' analysis of OECD CRS ODA 2020 database

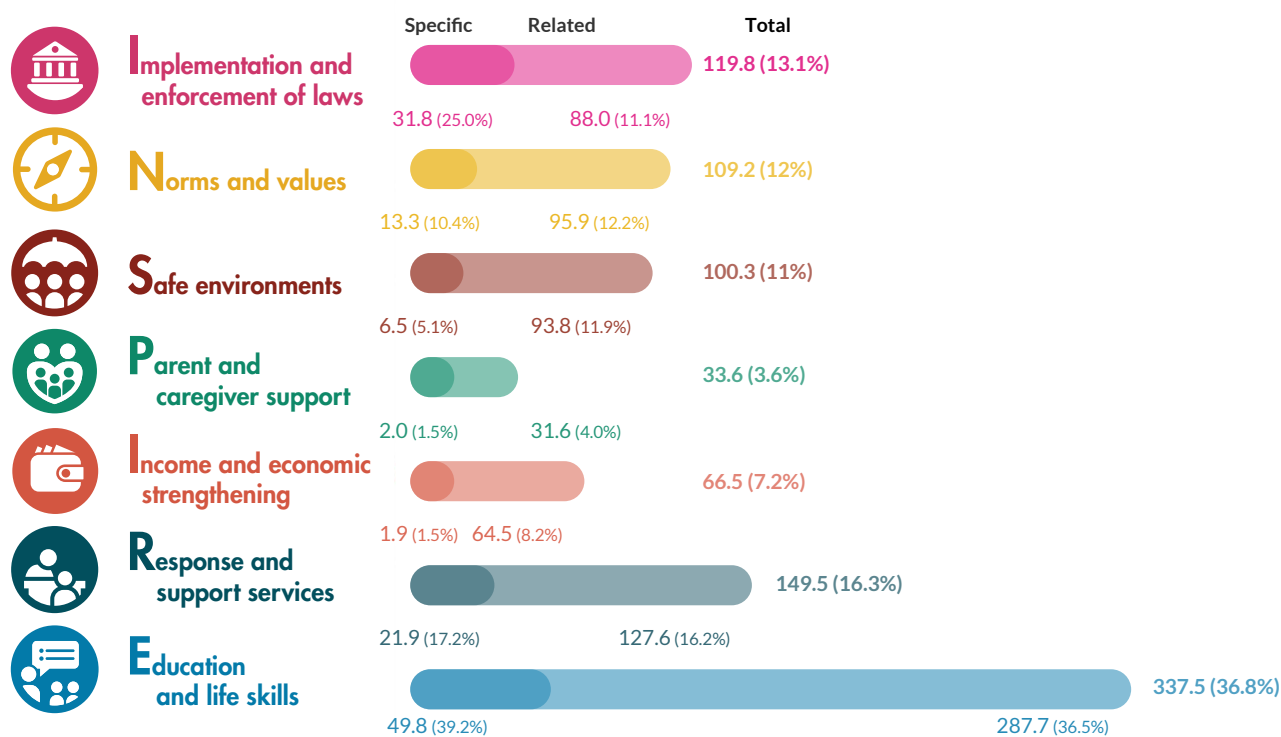
**FIGURE 15.** Gender-focused spending by type of EVAC: a comparison  
USD million 2020 prices (change in percentage relative to previous year)



Source: Authors' analysis of OECD CRS ODA 2020 database

## ODA spending on EVAC by INSPIRE type strategies

**FIGURE 16.** Total spending by type of EVAC and INSPIRE Strategy  
USD million 2020 prices (percentage of total)



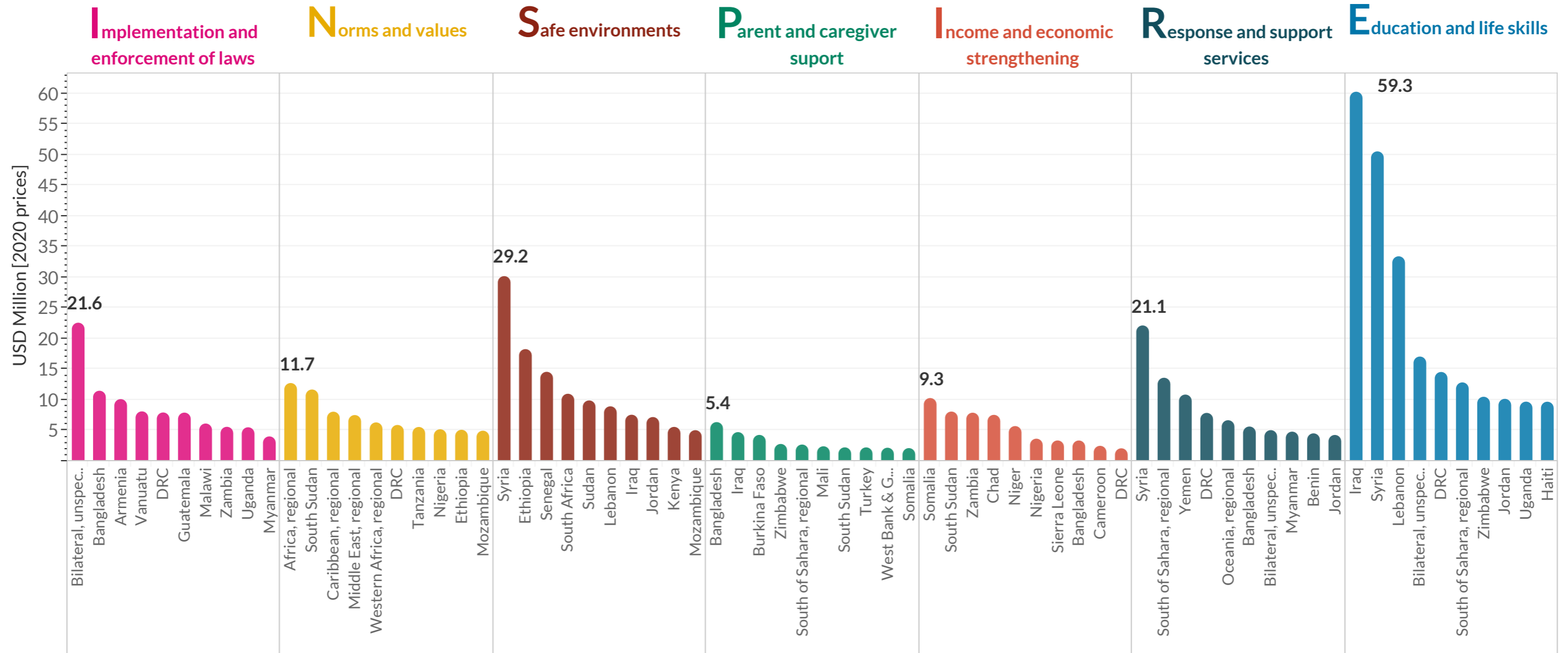
Source: Authors' analysis of OECD CRS ODA 2020 database

**FIGURE 17.** Total spending on INSPIRE strategy by type of EVAC and year  
USD million 2020 prices (change in percentage relative to previous year)

Strategy	Total EVAC			Specific EVAC		
	2017	2018	2020	2017	2018	2020
Implementation and Enforcement of Law	86.4	235.8 173.1%	119.8 -49.2%	55.4	101.8 83.7%	31.8 -68.7%
Norms and Values	83.0	49.2 -40.8%	109.2 122.0%	30.9	9.7 -68.5%	13.3 36.7%
Safe Environments	110.8	110.1 -0.7%	100.3 -8.9%	32.8	32.6 -0.4%	6.5 -80.1%
Parent and Caregiver Support	25.3	88.1 248.3%	33.6 -61.9%	12.8	29.2 127.6%	2.0 -93.3%
Income and Economic Strengthening	54.2	101.9 88.1%	66.5 -34.8%	2.9	14.7 408.4%	1.9 -86.8%
Response and Support Services	222.8	380.7 70.9%	149.5 -60.7%	33.9	79.3 133.8%	21.9 -72.4%
Education and Life Skills	334.0	357.1 6.9%	337.5 -5.5%	109.1	143.6 31.6%	49.8 -65.3%

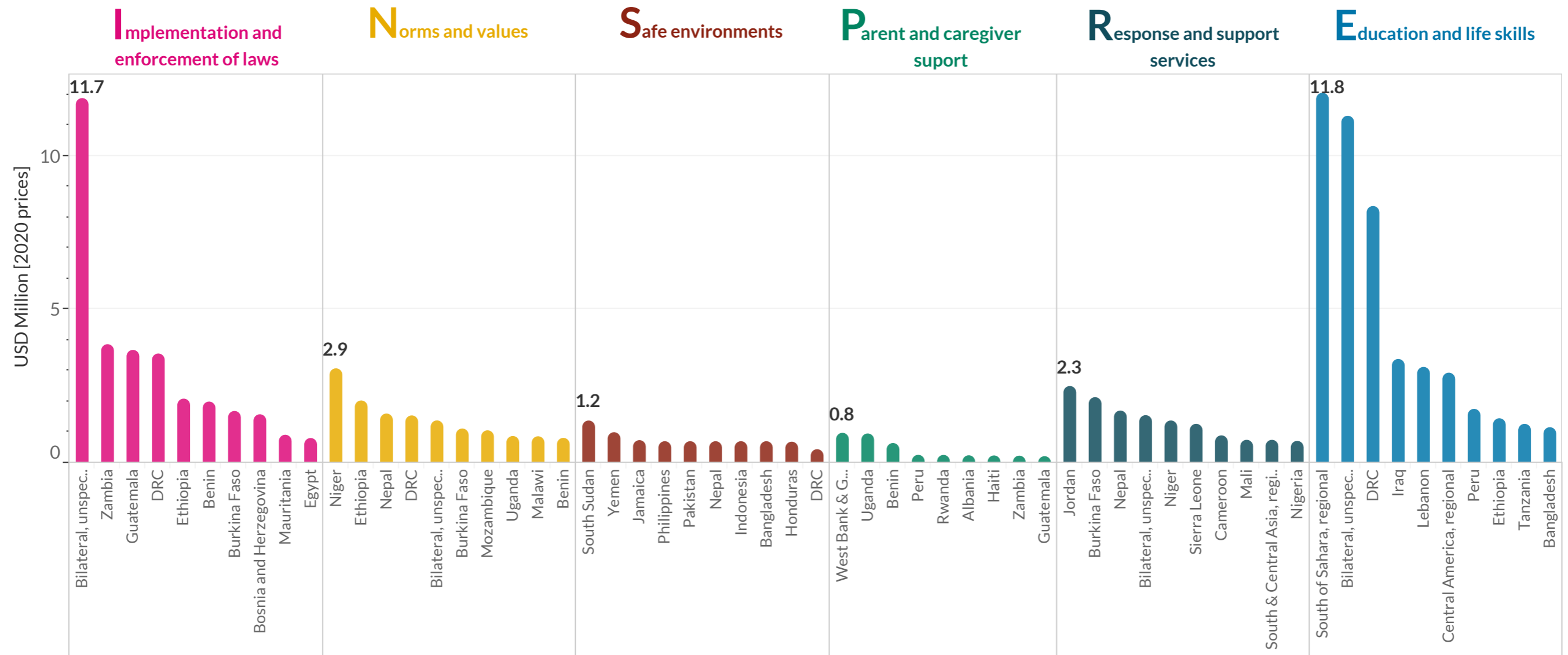
Source: Authors' analysis of OECD CRS ODA 2017, 2018 and 2020 database

**FIGURE 18. INSPIRE strategies by total EVAC received by top 10 recipients**  
 USD million 2020 prices



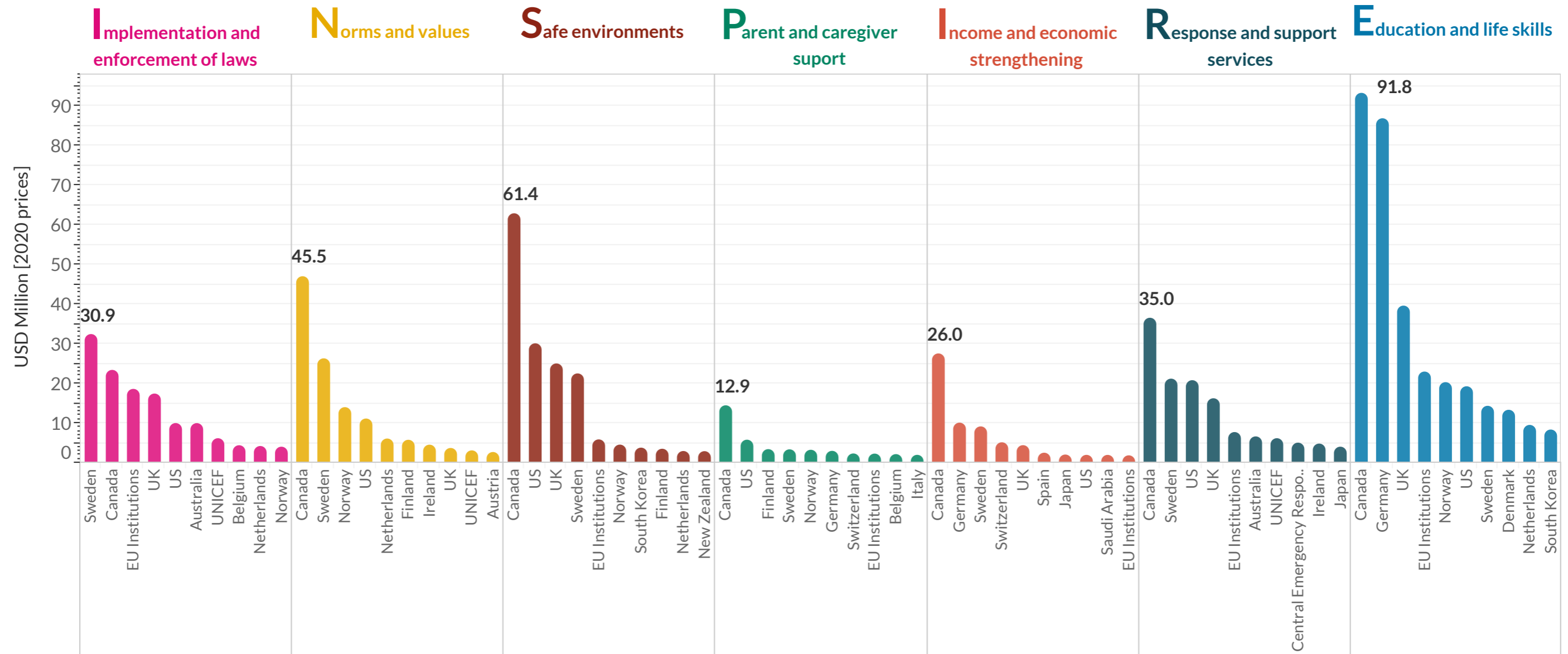
Source: Authors' analysis of OECD CRS ODA 2020 database

**FIGURE 19.** INSPIRE strategies by specific EVAC received by top 10 recipients  
USD million 2020 prices



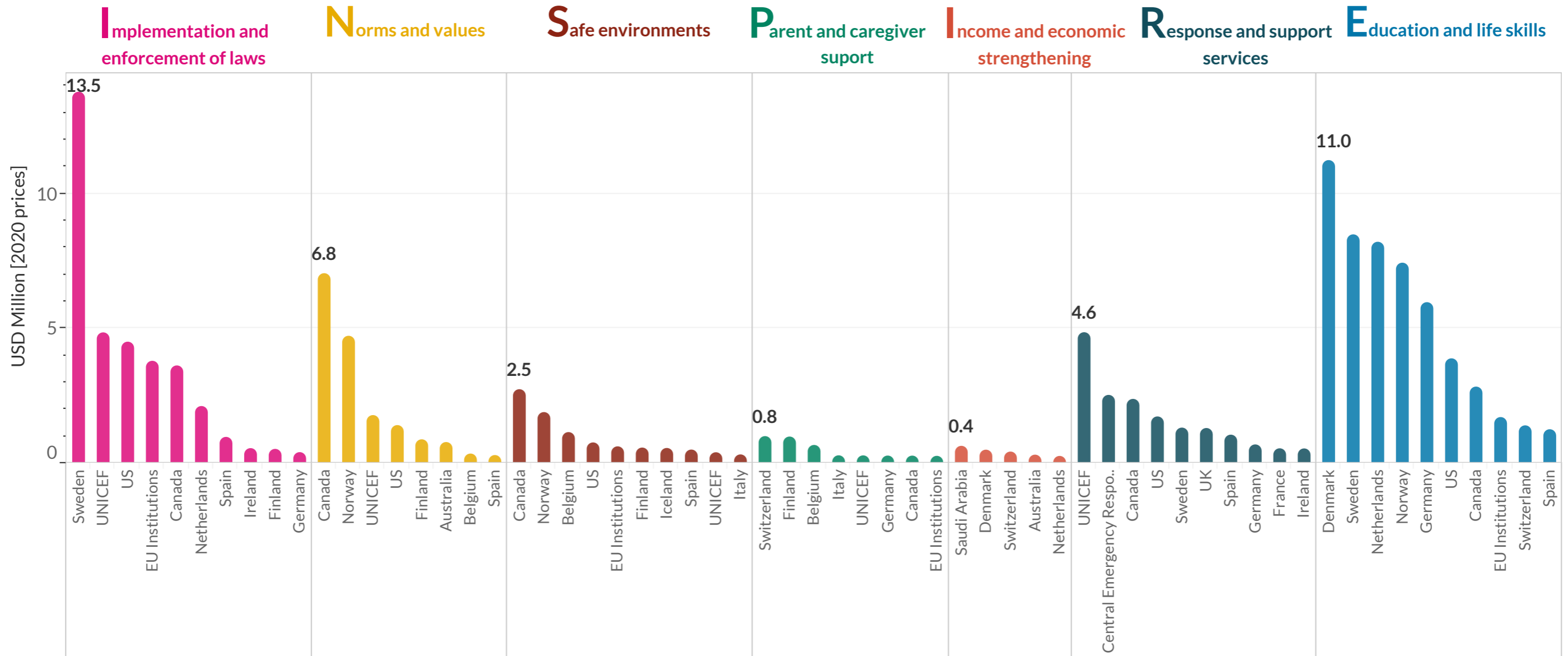
Source: Authors' analysis of OECD CRS ODA 2020 database

**FIGURE 20.** Top 10 donors spending on total EVAC by INSPIRE strategy  
USD million 2020 prices



Source: Authors' analysis of OECD CRS ODA 2020 database

**FIGURE 21.** Top 10 donors spending on total EVAC by INSPIRE strategy  
USD million 2020 prices



Source: Authors' analysis of OECD CRS ODA 2020 database



# ANNEX A:

# METHODOLOGY FOR

# EVAC ANALYSIS

Any attempt to measure aid spending towards ending violence against children can only be an estimate. There is always an added complexity because there are no codes or markers in any of the available databases to identify projects that target EVAC aid spending.

This study uses a combination of codes and keyword analysis of the long description, short description and the project title in the OECD-DAC CRS database.

The methodology used for this report largely emulates the methodological framework used in the 2017 *Counting Pennies* report, which analysed the OECD-DAC CRS 2015 database. This report also analyses EVAC aid spending towards INSPIRE-type strategies, using the methodological framework designed and developed by students from the London School of Economics and Political Science (LSE) – School of Public Policy’s (SPP) Master of Public Administration, as a part of their Academic Capstone report. The students analysed the OECD-DAC CRS 2017 database.

## A.1.1 METHODOLOGY FOR IDENTIFYING EVAC-TARGETED PROJECTS

In short, the methodology used for identifying projects that target ending violence against children is as follows:

1. Select all records coded in the CRS database relating to the prevention and demobilisation of child soldiers; this is the one aspect of ending violence against children that has a separate code in the database.
2. Using a computer algorithm, a combination of donor codes, channel of delivery codes and keyword searches, to identify the remaining records that relate to projects aimed wholly or partially at children (e.g., girls, boys, childhood, etc.) in five different languages: English, French, Spanish, German, and Dutch.<sup>21</sup>
3. Check the project descriptions of the records identified in Step 2. Identify those containing one or more violence-related keywords (e.g., abuse, harm, labour, etc.) and run them through the algorithm – again in the same five languages.<sup>22</sup> These keywords were based on the strategy documents of the Global Partnership to End Violence Against Children.
4. Manually analyse the output records from Step 3 and categorise as either:
  - False positive – not an EVAC-related project, despite the presence of one or more keywords
  - Ending violence against children-specific – a project that appears to be entirely EVAC-related
  - Ending violence against children and other groups – e.g., a project targeting violence against women and children
  - Ending violence against children and other child-related issues – a project that is focused on children, but incorporates both EVAC-related and non-EVAC-related activities

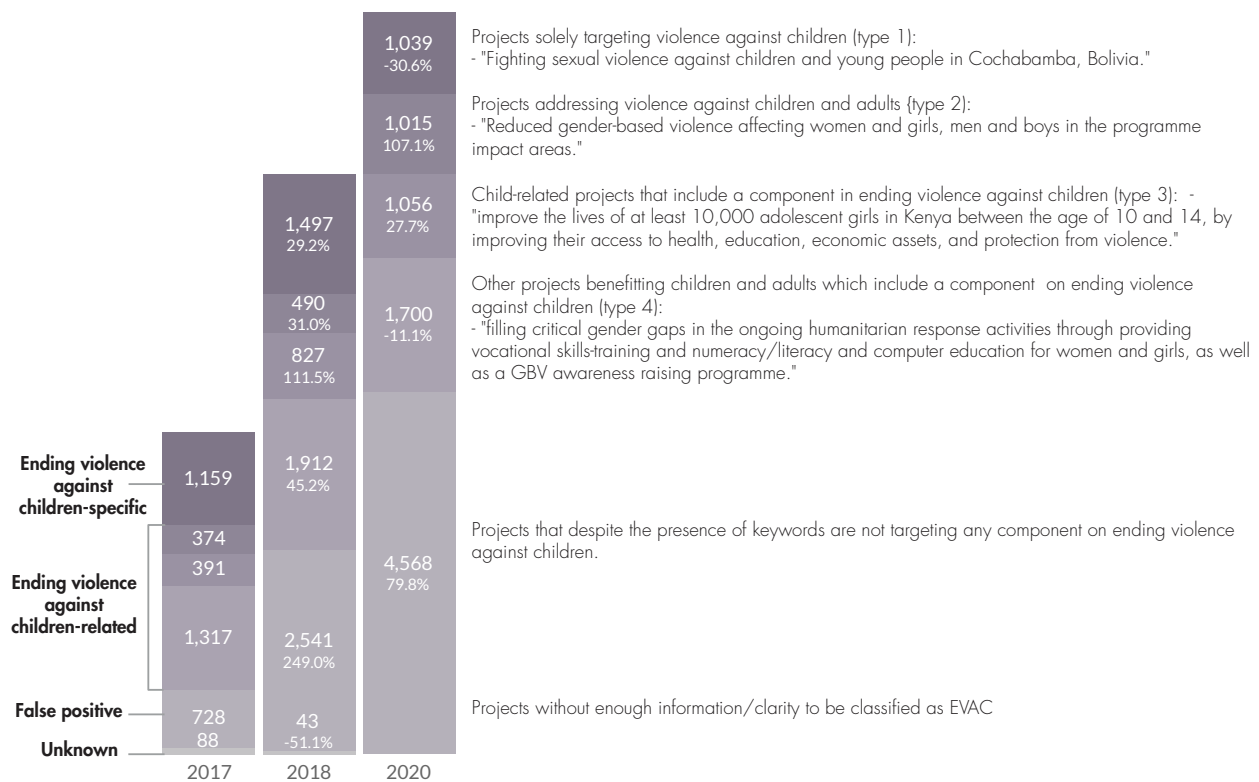
<sup>21</sup> Complete list of keywords in Appendix B

<sup>22</sup> Complete list of keywords in Appendix B

- A project that targets violence against children and other groups and non-EVAC-related activities
- Unknown – projects where the recorded description leaves a high level of uncertainty as to how it should be categorised.
- Include full funding for the project identified as specific and as related to EVAC.

## A.1.2 EVAC CATEGORISATION FOR THE OECD-DAC CRS 2020 DATABASE

**FIGURE 22.** Total number of records by EVAC category and year



## A.2 METHODOLOGY OF INSPIRE ANALYSIS

The methodological framework to categorise EVAC projects according to the INSPIRE strategies is also based on keyword searches. The keywords used are based on the INSPIRE strategy resources published by the World Health Organization, with the process taking place in four phases:

### 1. General/broad keyword search

To get the maximum number of observations out of the EVAC projects (e.g., law, norm, environment, etc.).<sup>23</sup> Each keyword in this step responds to the strategy it is targeting. For example, INSPIRE strategy '1' aims to strengthen and implement the law relating to child violence; thus, the algorithm looks for those EVAC records that exactly match the keyword 'law' and which are assigned to this strategy.<sup>24</sup>

**2. Focused keywords for each strategy**

The second round of keyword searches is conducted on those observations that were assigned an INSPIRE-type strategy in the first step. This additional filter is intended to provide

<sup>23</sup> Complete list of keywords for each INSPIRE step in Appendix B

<sup>24</sup> NB: the INSPIRE automated keyword search was run only on projects in English.

a more accurate focus to categorise the EVAC projects appropriately. This is achieved by picking keywords from the approach and general description available in the package, e.g., looking for specific words such as 'enforcement', 'punish', 'banning', etc. on records that matched the word 'law' in the first step.

- The INSPIRE strategy is not necessarily sensitive to interventions in humanitarian contexts, thus keywords related to humanitarian action are systematically added at this stage to capture as many projects as possible.

### 3. Targeted keyword search

Run for precision: very specific keyword searches are run on this streamlined set of records from the first two steps. For instance, if the algorithm found the keyword 'law' and any of the keywords from

the second round, it will look for another set of keywords in these records.

### 4. Manual analysis of the records

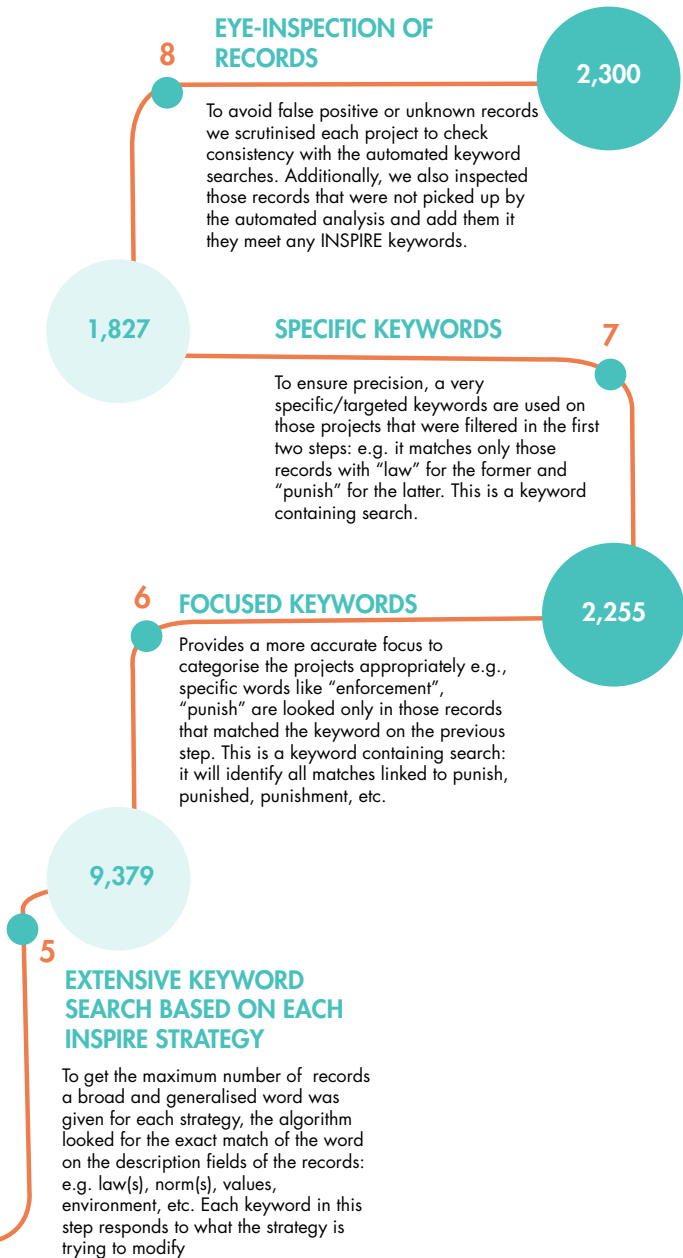
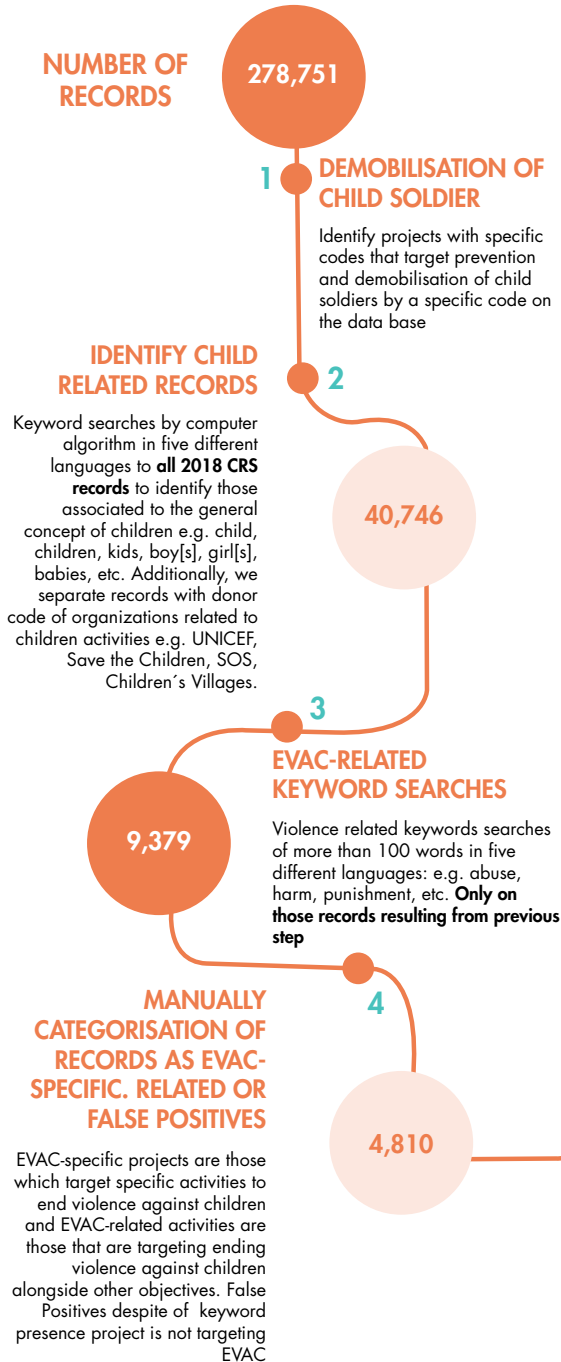
To identify EVAC-specific and related projects which could be part of one or more of the seven INSPIRE strategies records were analysed manually.

- If the project contains one or more INSPIRE-type strategy, according to the individual understanding of the research team members, it was determined which strategy had more weight and was coded under that criterion. For accounting terms, the money spent on each of those strategies was considered and split equally; if a US\$10 million project was classified within two INSPIRE-type categories (enforcement of law and education, for instance) US\$5 million was assigned to each strategy.



# AID SPENDING TO EVAC: METHODOLOGY

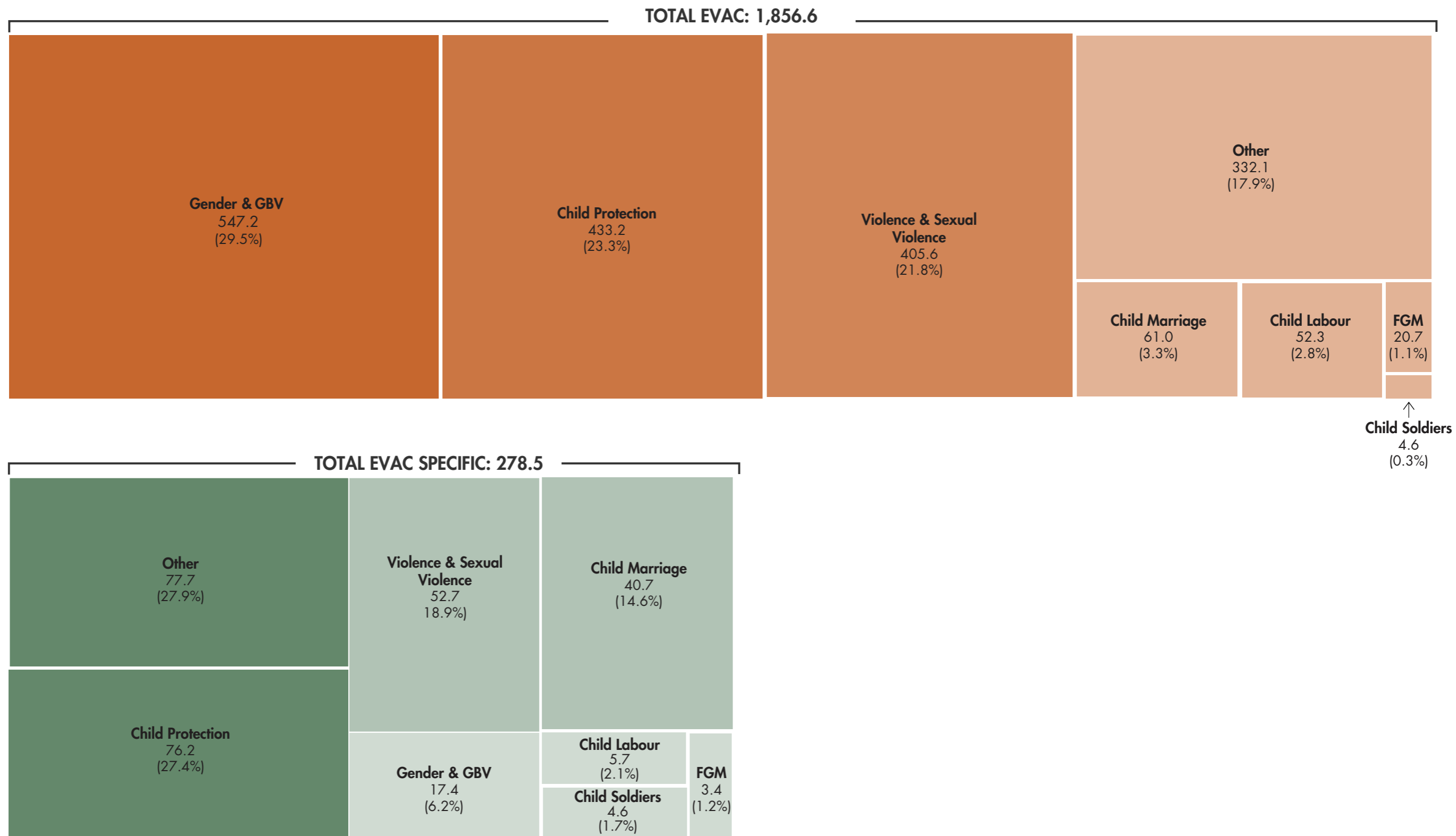
Primary objective: identify only those records on the Creditor Reporting System (CRS) of 2020 database (April 2022 update) which could be associated to EVAC activities



# INSPIRE: METHODOLOGY

Primary objective: categorise all EVAC records resulting from EVAC methodology into INSPIRE Strategies. Design of a new framework to classify the projects by developing an automated three-step keyword searches

**FIGURE 23.** Total Spending by keywords and type of EVAC  
 USD million 2020 prices (percentage of total)



## APPENDIX A. LIST OF KEYWORDS USED IN EVAC METHODOLOGY

	English	French	German	Dutch	Spanish
Step 2	Child	Enfant	Kind	Kind	Niño/Niña
Step 2	Children	Enfants	Kinder	Kinderen	Niños/Niñas
Step 2	Childhood	Enfance	Kindheit	Jeugd	Infancia
Step 2	Boy(s)	Garçon	Junge	Jongen	Chico/ Muchacho
Step 2	Girl(s)	fille	Mädchen	Meisje	Chica/ Muchacha
Step 2	Kid(s)	jeune enfant	Kind	Kind	Niño/Niña
Step 2	Boyhood	enfance	Kindheit	jongensjaren	Niñez
Step 2	Adolescent(s)	adolescents	Jugendlicher	puber	Adolescente
Step 2	Young(s)	Jeune	Jung	Jong	Joven
Step 2	Youngster	jeune homme/ jeune fille	Der Junge	Jongeling	Joven
Step 2	Youth	jeunesse	Jugend	Jeugd	Juventud
Step 2	Toddler (s)	nourisson	Kleinkind	Kleuter	Infante (s)
Step 2	infant (s)	Bébé	Baby	Baby	Infante (s)
Step 2	Baby(ies)	Bébé	Baby	Baby	Bebé
Step 2	Newborn(s)	Nouveau-née/Nou- veau-né	Neugeborenes	Pasgeboren	Recién nacidos
Step 3	Abandonment	abandon	Kindesaussetzung	verlatenheid	Abandono
Step 3	Abduction	abduction	Entführung	Ontvoering	Secuestro
Step 3	Abuse	abus, maltraitance, agression, violence	Missbrauch	Misbruik	Abuso
Step 3	Alcohol	alcool	Alkohol	Alcohol	Alcohol
Step 3	Assault	agression / attaque / assault	Angriff	Aanval	Asalto
Step 3	Beating	battre / battant	Klopfen	pak slaag	Paliza
Step 3	Binding	contraignant	verbindlich	Verbindend	Obligatorio
Step 3	Biting	mordre	beißend	bijten	Mordedura
Step 3	Burning	brulêr	brennen	Brandend	Quemaduras
Step 3	Caning	coup(s) de bâton	Prügeln/mit dem Stock schlagen	caning	Castigo con palos
Step 3	Child Protection	protection des en- fants	Kinderschutz	Kinderbes- cherming	Protección a niños
Step 3	Child Slavery	esclavage d'enfants	Kinderslaverei	Kinderslavernij	Esclavitud infantil

	English	French	German	Dutch	Spanish
Step 3	Child Soldiers	enfants soldats	Kindersoldat/Kindersoldatin/Kindersoldaten/Kindersoldatinnen	Kindsoldaten	Niños soldados
Step 3	Children Associated with Armed Forces And Groups	enfants soldats	Kinder die dem Militär oder bewaffneten Gruppen angehören sind	Kinderen geassocieerd met strijdkrachten en groepen	Niños relacionados con fuerzas armadas
Step 3	Chronic Inattention	inattention chronique	chronische Unachtsamkeit/Unaufmerksamkeit	Chronische onoplettendheid	Inatención crónica
Step 3	Circumcision	circoncision	Beschneidung/Zirkumzision	Besnijdenis	Circuncisión
Step 3	Corporal Punishment	punition / châtiment corporelle	Züchtigung	Doodstraf	Castigo corporal
Step 3	Cruel	cruel	grausam/gemeen	Wreed	Cruel
Step 3	Cruelty	cruauté	Grausamkeit	Wreedheid	Crueldad
Step 3	Cutting	coupures	Schnitt	snijdend	Cortar
Step 3	Cyber-Bullying	harcèlement en ligne	Cyber-mobbing	Cyberpesten	Ciber acoso
Step 3	Degradation	dégradation	Erniedrigung	Degradatie	Degradación
Step 3	Degrading Treatment	traitement dégradant	erniedrigende Behandlung	Vernederende behandeling	Trato degradante
Step 3	Deliberate Over-Medication	surmédication intentionnelle	deliberatieve Übermedikation	Opzettelijke overmedicatie	Sobremedicación deliberada
Step 3	Detention	détention	Haft	Nablijven	Detención
Step 3	Domestic Violence	violence domestique	häusliche Gewalt	Huiselijk geweld	Violencia doméstica
Step 3	Drug Abuse	abus de drogues	Drogenmissbrauch	Drugsmisbruik	Abuso de drogas
Step 3	Early Child	enfance primaire	Kleinkindalter/frühe Kindheit	Vroege kind	Primera infancia
Step 3	Emotional Abuse	violence affective	emotionaler Missbrauch	Emotionele mishandeling	Abuso emocional
Step 3	Exorcism	exorcisme	Exorzismus	uitdrijving	Exorcismo
Step 3	Exploit	exploiter	nutzen/ausnutzen	Exploiteren	Explotar
Step 3	Exploitation	exploitation	Ausnutzung/Ausbeutung	Exploitatie	Explotación
Step 3	Exploiting	exploitant	ausbeutend	Het benutten	Explotando
Step 3	Female Genital Mutilation	mutilation génitale féminine	weibliche Genitalverstümmelung	Vrouwelijke genitale vermindering	Mutilación genital femenina
Step 3	FGM	.	WGV	FGM	MGF
Step 3	Forced Begging	mendicité forcée	Zwangsbettelei	Gedwongen smeken	Mendicidad forzada

	English	French	German	Dutch	Spanish
Step 3	Forced Intercourse	relations forcées	erzwungenem Sex	Gedwongen geslachts- gemeenschap	Relaciones sexuales forzadas
Step 3	Forced Labour	travail forcé	Zwangsarbeit	Dwangarbeid	Trabajos forzados
Step 3	Forced Marriage	mariage forcé	Zwangsehe	Gedwongen huwelijk	Matrimonio forzado
Step 3	Gang Violence	violence en bande / violence de groupe / violence de gangs	Gewalt von Banden/Gänge	Bende geweld	Violencia de pandillas
Step 3	Gangs	gangs	Gang/Gänge	gangs	Pandillas
Step 3	Gender	genre	Geschlecht	Geslacht	Género
Step 3	Gender-Based Violence	violence de genre / violence sexiste	geschlechtsspezi- fische Gewalt	Geslacht gere- lateerd geweld	Violencia de género
Step 3	Gender-Bi- ased-Sex-Selection	.	geschlechtsmarkierte Geschlechtsauswahl	Genusbepaal- de-Sex-Selec- tion	Selección de sexo sesgada por género
Step 3	Grave Violations (Of Children's Rights)	violation (des droits de l'Enfant)	schwere Verletzung der Kinderrechte	Ernstige schendingen (van kinderre- chten)	Violaciones graves (A los derechos de los niños)
Step 3	Harm	un tord / préjudice /dommage (noun) or nuire (verb)	Schade/Leid	kwaad	Daño
Step 3	Harmful Practices	pratiques dangere- uses	schädlichen Prak- tiken	Schadelijke praktijken	Prácticas dañinas
Step 3	Hazardous Labour	travail dangereux	gefährliche Arbeiten	Gevaarlijke arbeid	Trabajos peligrosos
Step 3	Hazing	bizutage	Streich	Hazing	Novatada
Step 3	Home Visiting Nurses	infirmières à domicile, soins à domiciles	Krankenschwester/ Krankenpfleger	Huisbezoeksters	Enfermeras
Step 3	Homicide	homicide	Totschlag	moordenaar	Homicidio
Step 3	Honour Crimes	crimes d'honneur	Ehrenverbrechen	Eer misdaden	Crímenes de honor
Step 3	Humiliating	humiliant	erniedrigend	Vernederend	Humillante
Step 3	Infibulation	infibulation	Infibulation	infibulatie	Infibulación
Step 3	Injury	blessure	Verletzung	Letsel	Lesión
Step 3	Intimate Partner violence	violende conjugale	Gewalt gegen Leb- enspartner	Partnergeweld	Violencia de pareja
Step 3	Isolating	isolant	isolierend	Het isoleren	Aislante
Step 3	Isolation	isolement	Isolation	Isolatie	Aislamiento
Step 3	Killing	tuer	töten/ermorden	Killing	Matar/Asesinar
Step 3	Labour	Travail	Arbeit	Arbeid	Trabajo
Step 3	Maiming	.	Verstümmelung	verminken	Mutilar



	English	French	German	Dutch	Spanish
Step 3	Maltreatment	maltraitement	Misshandlung	Mishandeling	Maltrato
Step 3	Marriage	mariage	Ehe/Heirat	Huwelijk	Matrimonio
Step 3	Mental Abuse	violence psychologique	seelische Misshandlung	Mentaal misbruik	Abuso mental
Step 3	Mental Violence	violence psychologique	psychische Gewalt	Geestelijk geweld	Violencia mental
Step 3	Modern Slavery	esclavage moderne	moderne Sklaverei	Moderne slavernij	Esclavitud moderna
Step 3	Molestation	attouchement / agression sexuelle	Belästigung	molestering	Acoso
Step 3	Molesting	agression sexuelle	belästigen	molesteren	Abuso
Step 3	Neglect	négliger	vernachlässigen	Verwaarlozing	Negligencia
Step 3	Neglecting	négliger	vernachlässigen	Verwaarlozing	Descuidar
Step 3	Parenting Programmes	programmes parentaux	Elterbildung Programme	Opvoedingsprogramma's	Programas para padres
Step 3	Partner Violence	violence conjugale	Partnergewalt	Partner Geweld	Violencia de pareja
Step 3	Physical and Humiliating	physique et humiliant	körperlich und erniedrigend	Fysiek en vernederend	Físico y humillante
Step 3	Physical Assault	agression physique	Körperverletzung	Fysieke aanval	Daño físico
Step 3	Physical Neglect	négligence physique	körperlich vernachlässigen	Fysieke verwaarlozing	Negligencia física
Step 3	Porn	pornographique	Porno	Porno	Porno
Step 3	Pornography	pornographie	Pornografie	Pornografie	Pornografía
Step 3	Prostitution	prostitution	Prostitution	Prostitutie	Prostitución
Step 3	Psychological Abuse	agression / maltraitance / violence psychologique	psychischer Missbrauch	Psychologisch misbruik	Abuso psicológico
Step 3	Punishment	punition / sanction / châtiment	Strafe/Bestrafung	Straf	Castigo
Step 3	Rape	viol	Vergewaltigung	Verkrachting	Violación
Step 3	Rejecting	rejeter	absagen	Het verwerpen	Rechazando
Step 3	Rejection	rejet	Absage	Afwijzing	Rechazo
Step 3	Sacrifice	sacrifice	Opfer	Offer	Sacrificio
Step 3	Scalding	brûlures	verbrûhen	kokend	Escaldar
Step 3	Scarring	cicatrices	Vernabung	littekens	Cicatrices
Step 3	School-Related Violence	violence scolaire	schulische Gewalt	Schoolgerelateerd geweld	Violencia Relacionada con la Escuela

	English	French	German	Dutch	Spanish
Step 3	Sex Selection	.	Geschlechterselektion/Geschlechtsauswahl	Geslachtsselectie	Selección de sexo
Step 3	Sexual Exploitation	exploitation sexuelle	sexuellen Ausbeutung	Seksuele uitbuiting	Explotación sexual
Step 3	Sexual Harassment	harcèlement sexuel	sexuelle Belästigung	Seksuele intimidatie	Acoso sexual
Step 3	Shaking	trembler	Schütteln	schudden	Sacudida
Step 3	Slapping	.	schlagend	slapping	Abofetear
Step 3	Slave	esclave	Sklave/Sklavin/Sklaven/Sklavinnen	Slaaf	Esclavo
Step 3	Slavery	esclavage	Sklaverei	Slavernij	Esclavitud
Step 3	Smacking	giflant (gifler)	Prügel	smakken	Paliza
Step 3	Social Workers	travailleurs sociaux	Sozialarbeiter	Maatschappelijk werkers	Trabajadores sociales
Step 3	Solitary Confinement	isolement (cellulaire)	Einzelhaft	Eenzame opsluiting	Confinamiento solitario
Step 3	Sorcery	sort / sorcellerie / magie	Zauberei	Tovenarij	Brujería
Step 3	Spanking	.	verhauen	Spanking	Nalguear
Step 3	Threat	menace	drohen	Bedreiging	Amenazar
Step 3	Threaten	menacer	bedroht	Dreigen	Amenazado
Step 3	Threatening	menaçant	drohend/bedrohlich	dreigend	Amenazante
Step 3	Throwing	jetant	werfen	Gooien	Lanzamiento
Step 3	Torture	torture	Folter	Martelen	Tortura
Step 3	Trafficking	traffice	Handel	Trafficking	Tráfico
Step 3	Verbal Abuse	agression verbale	Beschimpfung	Gescheld	Abuso verbal
Step 3	Violence	violence	Gewalt	Geweld	Violencia
Step 3	Violence Against Children	violence faites aux enfants	Gewalt gegen Kinder	Geweld tegen kinderen	Violencia contra niños
Step 3	Violence Against Women and Girls	violence faites aux femmes et aux jeunes filles	Gewalt gegen Frauen und Mädchen	Geweld tegen vrouwen en meisjes	Violencia contra mujeres y niñas
Step 3	Violent	violent	gewalttätig	Gewelddadig	Violento
Step 3	Witchcraft	sortcellerie	Hexerei	Hekserij	Brujería
Step 3	CAAFG				
Step 3	ECFM (Early, Child and Forced Marriage)				
Step 3	GBSS				

	English	French	German	Dutch	Spanish
Step 3	GBV				
Step 3	PHP				
Step 3	VAC				
Step 3	VAWG				

## APPENDIX B. CODING STRATEGIES TO DEFINE INSPIRE

INSPIRE. This section contains the description of each strategy with the keywords used.

Strategy	STEP 1	STEP 2	STEP 3
I	Preliminary keyword filter	Secondary keyword filter (how/ why)	Specific /targeted keyword filter (what/ whom)
	Law(s)	<ol style="list-style-type: none"> <li>1. Enforcement</li> <li>2. Punish</li> <li>3. Banning</li> <li>4. Exploit</li> <li>5. Criminal</li> <li>6. Prohibit</li> <li>7. Justice</li> <li>8. Reform</li> <li>9. Implement</li> </ol>	Firearms, weapons, alcohol, teacher, parent, caregiver, abuse, violence, child marriage, labour, recruitment, sexual violence, domestic violence, abuse, exploitation, humanitarian, fragile, child soldier, conflict, war, disaster, refugees, migrants, children on the move
<p><u>STEP 1</u>: Strengthening and implementing the LAW is the goal of this strategy.</p> <p><u>STEP 2</u>: How and why are we going to achieve step 1?</p> <p><u>STEP 3</u>: Whom/What are we targeting to reach step 1?</p>			

Strategy	STEP 1	STEP 2	STEP 3
N	Preliminary keyword filter	Secondary keyword filter (how/ why)	Specific /targeted keyword filter (what/ whom)
	Norm(s) Values	<ol style="list-style-type: none"> <li>1. Restrictive</li> <li>2. Harmful</li> <li>3. Mobilisation</li> <li>4. Intervention</li> <li>5. Change</li> <li>6. Recognise</li> </ol>	Individual, group, organisation, violence, community, assault, participation humanitarian, fragile, conflict, war, disaster, refugees, migrants, children on the move, stigma, gender, girls, marriage, recruitment
<p><u>STEP 1</u>: The goal of this strategy is to strengthen NORMS that support non-violent and positive relationships.</p> <p><u>STEP 2</u>: How and why are we going to achieve step 1?</p> <p><u>STEP 3</u>: Whom/What are we targeting to reach step 1?</p>			

Strategy	STEP 1	STEP 2	STEP 3
S	Preliminary keyword filter	Secondary keyword filter (how/ why)	Specific /targeted keyword filter (what/ whom)
	Environment	<ol style="list-style-type: none"> <li>1. Reducing</li> <li>2. Improving</li> <li>3. Interruptive</li> <li>4. Addressing</li> <li>5. Spread</li> <li>6. Build</li> <li>7. Safe</li> <li>8. Modification</li> <li>9. Design</li> <li>10. Create</li> <li>11. Sustain</li> <li>12. Positive</li> <li>13. Protect</li> </ol>	Violence, public spaces, social, physical, hotspot humanitarian, fragile, conflict, war, disaster, refugees, migrants, children on the move
<p><u>STEP 1</u>: The end goal is to create safe spaces for children and youth to interact in a safe and secure ENVIRONMENTS.</p> <p><u>STEP 2</u>: How and why are we going to achieve step 1?</p> <p><u>STEP 3</u>: Whom/What are we targeting to reach step 1?</p>			

Strategy	STEP 1	STEP 2	STEP 3
P	Preliminary keyword filter	Secondary keyword filter (how/ why)	Specific /targeted keyword filter (what/ whom)
	Parent(s), caregivers	<ol style="list-style-type: none"> <li>1. Support</li> <li>2. Home-visiting</li> <li>3. Programme</li> <li>4. Monitoring</li> <li>5. Training</li> <li>6. Effective</li> <li>7. Discipline</li> </ol>	Community, group, skill building, social, harsh, positive relationship, non-violence, development, information, communication, understanding, humanitarian, fragile, child-recruitment, child soldier, conflict, war, disaster, refugees, migrants, children on the move, protection
<p><u>STEP 1</u>: The goal is to create and empower parental champions.</p> <p><u>STEP 2</u>: How and why are we going to achieve step 1?</p> <p><u>STEP 3</u>: Whom/What are we targeting to reach step 1?</p>			

Strategy	STEP 1	STEP 2	STEP 3
I	Preliminary keyword filter	Secondary keyword filter (how/ why)	Specific /targeted keyword filter (what/ whom)
	Income	<ol style="list-style-type: none"> <li>1. Economy</li> <li>2. Money</li> <li>3. Cash transfer</li> <li>4. Saving</li> <li>5. Microfinance</li> <li>6. Loan</li> <li>7. Cash</li> <li>8. Social</li> <li>9. Protection</li> <li>10. Empowerment</li> </ol>	Conditional, unconditional, equity, training, pool, entrepreneur, gender equity, intimate violence skills, intimate partner violence, sexual, pregnancy, childhood, humanitarian, fragile, child recruitment, child soldier, conflict, war, disaster, refugees, migrants, children on the move, vocational, survivors
	<p><u>STEP 1</u>: The goal is to improve the economic security and stability of the family by increasing the INCOME</p> <p><u>STEP 2</u>: How and why are we going to achieve step 1?</p> <p><u>STEP 3</u>: Whom/What are we targeting to reach step 1?</p>		

Strategy	STEP 1	STEP 2	STEP 3
R	Preliminary keyword filter	Secondary keyword filter (how/ why)	Specific /targeted keyword filter (what/ whom)
	Social work Support service(s) Response service(s)	<ol style="list-style-type: none"> <li>1. Counsel</li> <li>2. Intervention</li> <li>3. Reporting</li> <li>4. Screening</li> <li>5. Treatment program</li> <li>6. Social work service</li> <li>7. Therapeutic</li> <li>8. Recognize</li> <li>9. Protocol</li> <li>10. Training</li> <li>11. Alternative care</li> </ol>	Foster care, juvenile, justice, mental health, anti-social behaviour, sexual, violence, awareness, detention, humanitarian, fragile, child recruitment, child soldier, conflict, war, disaster, refugees, migrants, children on the move, psychosocial, protection, survivors, caregivers
	<p><u>STEP 1</u>: The goal of this strategy is to improve access to range of holistic SERVICES to provide support to all children</p> <p><u>STEP 2</u>: How and why are we going to achieve step 1?</p> <p><u>STEP 3</u>: Whom/What are we targeting to reach step 1?</p>		

Strategy	STEP 1	STEP 2	STEP 3
E	Preliminary keyword filter	Secondary keyword filter (how/ why)	Specific /targeted keyword filter (what/ whom)
	Education	<ol style="list-style-type: none"> <li>1. Skills</li> <li>2. Access</li> <li>3. Life-skills</li> <li>4. Training</li> <li>5. Enrolment</li> <li>6. Enabling</li> <li>7. Schools</li> <li>8. Safe</li> <li>9. Knowledge</li> <li>10. Social skills</li> <li>11. Awareness</li> </ol>	Gender equitable environment, sexual abuse, positive environment, attendance, achievement, bullying, consent, child marriage, child pregnancy, adolescent intimate partner violence, child labour, humanitarian, fragile conflict, war, disaster, refugees, migrants, children on the move
<p><u>STEP 1</u>: The goal is to improve children's access to a more holistic and empowering EDUCATIONAL environment in schools and at home.</p> <p><u>STEP 2</u>: How and why are we going to achieve step 1?</p> <p><u>STEP 3</u>: Whom/What are we targeting to reach step 1?</p>			

